

On the Haezendonck–Goovaerts Risk Measure for Extreme Risks

Qihe Tang^{[a],[b]} and Fan Yang^{[b]*}

^[a] Department of Statistics and Actuarial Science
University of Iowa

241 Schaeffer Hall, Iowa City, IA 52242, USA

^[b] Applied Mathematical and Computational Sciences Program
University of Iowa

14 MacLean Hall, Iowa City, IA 52242, USA

December 5, 2011

Abstract

In this paper we are interested in the calculation of the Haezendonck–Goovaerts risk measure, which is defined via a convex Young function and a parameter $q \in (0, 1)$ representing the confidence level. We mainly focus on the case in which the risk variable follows a distribution function from a max-domain of attraction. For this case, we restrict the Young function to be a power function and we derive exact asymptotics for the Haezendonck–Goovaerts risk measure as $q \uparrow 1$. As a subsidiary, we also consider the case with an exponentially distributed risk variable and a general Young function, and we obtain an analytical expression for the Haezendonck–Goovaerts risk measure.

Keywords: Asymptotics; Haezendonck–Goovaerts risk measure; Max-domain of attraction; Regular/rapid variation; Young function

Mathematics Subject Classification: Primary 62P05; Secondary 60G70, 91B82, 62E20

1 Introduction

Throughout the paper, let X be a real-valued random variable, representing a risk variable in loss–profit style, with a distribution function $F = 1 - \bar{F}$ on $\mathbb{R} = (-\infty, \infty)$. Let $\varphi(\cdot)$ be a non-negative and convex function on $[0, \infty)$ with $\varphi(0) = 0$, $\varphi(1) = 1$ and $\varphi(\infty) = \infty$. This function is called a normalized Young function, which, due to its convexity, is continuous and strictly increasing on $(\varphi(\cdot) > 0)$. Recall that the Orlicz space associated with the Young function $\varphi(\cdot)$ is defined as

$$L^\varphi = \{X : \mathbb{E}[\varphi(cX)] < \infty \text{ for some } c > 0\}$$

*Corresponding author: Fan Yang; E-mail: fan-yang-2@uiowa.edu; Cell: 319-471-0811; Fax: 319-335-3017

and the Orlicz heart as

$$L_0^\varphi = \{X : \mathbb{E}[\varphi(cX)] < \infty \text{ for all } c > 0\}.$$

It is easy to see that L^φ and L_0^φ coincide with each other if $\limsup_{x \uparrow \infty} \varphi(2x)/\varphi(x) < \infty$; see also page 77 of Rao and Ren (1991).

For a Young function $\varphi(\cdot)$ and a risk variable $X \in L_0^\varphi$, let $H_q[X, x]$ be the unique solution h to the equation

$$\mathbb{E} \left[\varphi \left(\frac{(X-x)_+}{h} \right) \right] = 1 - q, \quad q \in (0, 1), \quad (1.1)$$

if $\bar{F}(x) > 0$ and let $H_q[X, x] = 0$ if $\bar{F}(x) = 0$. In (1.1), and throughout the paper, we write $Y_+ = Y1_{(Y \geq 0)} = Y \vee 0$ as the positive part of a random variable Y , with 1_A denoting the indicator of an event A . The existence and uniqueness of the solution h to equation (1.1) for the case $\bar{F}(x) > 0$ can be seen from the fact that the left-hand side of (1.1) is a continuous function of $h > 0$, it diverges to $+\infty$ as $h \downarrow 0$, and it strictly decreases with limit 0 as $h \uparrow \infty$ or until it hits 0 at some $h > 0$. For $q \in (0, 1)$, the Haezendonck–Goovaerts risk measure for X is defined as

$$H_q[X] = \inf_{x \in \mathbb{R}} (x + H_q[X, x]). \quad (1.2)$$

This risk measure was first introduced by Haezendonck and Goovaerts (1982) and was named as the Haezendonck risk measure by Goovaerts et al. (2004). Based on a recent conversation with Bellini and Rosazza Gianin during the 15th International Congress on Insurance: Mathematics and Economics in Trieste, we think that it is more proper to call it the Haezendonck–Goovaerts risk measure in order to acknowledge the contribution of both authors in their seminal paper. This risk measure has recently been studied by Bellini and Rosazza Gianin (2008a, 2008b, 2012), Nam et al. (2011), Krättschmer and Zähle (2011), Goovaerts et al. (2012) and Ahn and Shyamalkumar (2012). We have followed the style of Bellini and Rosazza Gianin (2008a, 2008b) to define this risk measure. As pointed out by Bellini and Rosazza Gianin (2008a, 2012), the Haezendonck–Goovaerts risk measure $H_q[X]$ is a law invariant and coherent risk measure. We remark that, due to its very definition, an analytic expression for $H_q[X]$ is not possible in general.

The simplest, yet interesting, special case is when $\varphi(t) = t$ for $t \geq 0$. In this case,

$$H_q[X] = \inf_{x \in \mathbb{R}} \left(x + \frac{\mathbb{E}[(X-x)_+]}{1-q} \right) = F^{\leftarrow}(q) + \frac{\mathbb{E}[(X - F^{\leftarrow}(q))_+]}{1-q}, \quad (1.3)$$

where, and throughout the paper, $F^{\leftarrow}(q) = \inf\{x \in \mathbb{R} : F(x) \geq q\}$ denotes the inverse function of F , also called the quantile of F or the Value at Risk of X . Thus, the Haezendonck–Goovaerts risk measure is reduced to $\text{TVaR}_q[X]$, the well-known Tail Value at Risk of X .

The parameter q in the definition of the Haezendonck–Goovaerts risk measure vaguely represents a confidence level. This is demonstrated by the special case above corresponding

to $\varphi(t) = t$ for $t \geq 0$. In the post financial crisis era, risk managers become more and more concerned with the tail area of risks due to the excessive prudence of nowadays regulatory framework. Motivated by this, we focus on the asymptotic behavior of $H_q[X]$ as $q \uparrow 1$.

For a risk variable X with a distribution function F on \mathbb{R} , denote by $\hat{x} = F^{\leftarrow}(1) \leq \infty$ its upper endpoint and by $\hat{p} = \Pr(X = \hat{x})$ the probability assigned to the upper endpoint. Note that $\hat{p} = 0$ holds automatically if $\hat{x} = \infty$ or if F is continuous at \hat{x} . Theorem 3.1 of Goovaerts et al. (2004) shows that $F^{\leftarrow}(q) \leq H_q[X] \leq \hat{x}$. Thus, if $0 < \hat{p} \leq 1$, then $H_q[X] = \hat{x}$ for all $1 - \hat{p} < q < 1$, while if $\hat{p} = 0$, then

$$\lim_{q \uparrow 1} H_q[X] = \hat{x}.$$

We only need to consider the latter case with $\hat{p} = 0$. When $\hat{x} = \infty$ we shall establish exact asymptotics for $H_q[X]$ diverging to ∞ as $q \uparrow 1$, while when $\hat{x} < \infty$ we shall establish exact asymptotics for $\hat{x} - H_q[X]$ decaying to 0 as $q \uparrow 1$. Hence, the notion of extreme value theory becomes relevant.

We shall assume that the risk variable X follows a distribution function F from the max-domain of attraction of an extreme value distribution function. Due to the complexity of the problem, we shall only consider a power Young function, $\varphi(t) = t^k$ for $k \geq 1$. We prove the following:

- If F is from the Fréchet max-domain of attraction, then $H_q[X] \sim c_1 F^{\leftarrow}(q)$;
- If F is from the Gumbel max-domain of attraction, then $H_q[X] \sim F^{\leftarrow}(1 - c_2 q)$ provided $\hat{x} = \infty$ or $\hat{x} - H_q[X] \sim (\hat{x} - F^{\leftarrow}(1 - c_2 q))$ provided $\hat{x} < \infty$;
- If F is from the Weibull max-domain of attraction, then $\hat{x} - H_q[X] \sim c_3 (\hat{x} - F^{\leftarrow}(q))$.

In these assertions, the notation “ \sim ” means that the quotient of both sides tends to 1 as $q \uparrow 1$ and the coefficients c_1 , c_2 and c_3 are explicitly given.

As a subsidiary, we also consider the case with an exponentially distributed risk variable X and a general Young function $\varphi(\cdot)$. For this case, we obtain an analytical expression for the Haezendonck–Goovaerts risk measure $H_q[X]$.

However, at this stage we cannot extend the study to the case of both a generally distributed risk variable X and a general Young function $\varphi(\cdot)$.

The rest of this paper consists of six sections. In Section 2 we establish a general result for the Haezendonck–Goovaerts risk measure with a power Young function. This result forms the theoretical basis for our asymptotic analysis. Then after preparing some preliminaries on max-domains of attraction and regular/rapid variation in Section 3, we derive exact asymptotic formulas for the Haezendonck–Goovaerts risk measure with a power Young function for the Fréchet, Gumbel and Weibull cases in Sections 4, 5 and 6, respectively. For each case, numerical studies are also carried out to examine the accuracies of the asymptotic formulas. In Section 7 we consider the case of an exponentially distributed risk variable and a general Young function.

2 General discussions with a power Young function

Let X be a risk variable distributed by F with an upper endpoint $\hat{x} \leq \infty$. Assume a power Young function, $\varphi(t) = t^k$ for some $k \geq 1$. For this case, the Orlicz space and Orlicz heart coincide with each other and are both equal to $\{X : \mathbb{E}[X_+^k] < \infty\}$.

As we mentioned before, if $k = 1$, then the Haezendonck–Goovaerts risk measure for X is equal to $\text{TVaR}_q[X]$ given by (1.3). Thus, we only consider $k > 1$ in the following theorem in which we analyze the Haezendonck–Goovaerts risk measure for a general risk variable X :

Theorem 2.1 *Let the Young function be $\varphi(t) = t^k$ for some $k > 1$ and let X be a risk variable with $\mathbb{E}[X_+^k] < \infty$, $\hat{x} \leq \infty$ and $\hat{p} = 0$. Then the Haezendonck–Goovaerts risk measure for X is equal to*

$$H_q[X] = x + \left(\frac{\mathbb{E}[(X - x)_+^k]}{1 - q} \right)^{1/k}, \quad q \in (0, 1), \quad (2.1)$$

where $x = x(q) \in (-\infty, \hat{x})$ is the unique solution to the equation

$$\frac{(\mathbb{E}[(X - x)_+^{k-1}])^k}{(\mathbb{E}[(X - x)_+^k])^{k-1}} = 1 - q. \quad (2.2)$$

The proof of Theorem 2.1 relies on the following elementary result:

Lemma 2.1 *Consider the function $g(x) = \mathbb{E}[(X - x)_+^k]$ for $x \in \mathbb{R}$, where $k \geq 1$ is a constant and X is a random variable with $\mathbb{E}[X_+^k] < \infty$.*

(a) *If $k > 1$, then $g(x)$ is continuously differentiable with*

$$g'(x) = -k\mathbb{E}[(X - x)_+^{k-1}], \quad x \in \mathbb{R}; \quad (2.3)$$

(b) *If $k = 1$, then $g'_+(x) = -\bar{F}(x)$ and $g'_-(x) = -\bar{F}(x - 0)$ for each $x \in \mathbb{R}$.*

Proof. Our derivation for $g'_+(x)$ below is good for both cases $k > 1$ and $k = 1$. Observe that

$$\begin{aligned} g'_+(x) &= \lim_{\Delta x \downarrow 0} \frac{\mathbb{E}[(X - (x + \Delta x))_+^k] - \mathbb{E}[(X - x)_+^k]}{\Delta x} \\ &= \lim_{\Delta x \downarrow 0} \mathbb{E} \left[\frac{-(X - x)^k}{\Delta x} \mathbf{1}_{(x < X \leq x + \Delta x)} + \frac{(X - (x + \Delta x))^k - (X - x)^k}{\Delta x} \mathbf{1}_{(X > x + \Delta x)} \right] \\ &= \lim_{\Delta x \downarrow 0} \mathbb{E} [I_1(\Delta x) + I_2(\Delta x)]. \end{aligned} \quad (2.4)$$

Clearly,

$$|I_1(\Delta x)| \leq (\Delta x)^{k-1} \mathbf{1}_{(x < X \leq x + \Delta x)}.$$

Moreover, there is some ξ between $X - (x + \Delta x)$ and $X - x$ such that

$$I_2(\Delta x) = -k\xi^{k-1}1_{(X > x + \Delta x)}.$$

These estimates for $I_1(\Delta x)$ and $I_2(\Delta x)$ enable us to apply the dominated convergence theorem to interchange the order of the limit and expectation in (2.4). Hence,

$$g'_+(x) = \mathbb{E} \left[\lim_{\Delta x \downarrow 0} I_1(\Delta x) + \lim_{\Delta x \downarrow 0} I_2(\Delta x) \right] = -k\mathbb{E} [(X - x)_+^{k-1}].$$

When $k = 1$, this gives $g'_+(x) = -\bar{F}(x)$.

For $g'_-(x)$, we need to distinguish the cases $k > 1$ and $k = 1$. For the case $k > 1$, going along the same lines as above we obtain

$$g'_-(x) = -k\mathbb{E} [(X - x)_+^{k-1}].$$

For the case $k = 1$, we have

$$\begin{aligned} g'_-(x) &= \lim_{\Delta x \uparrow 0} \frac{\mathbb{E} [(X - (x + \Delta x))_+] - \mathbb{E} [(X - x)_+]}{\Delta x} \\ &= \lim_{\Delta x \uparrow 0} \mathbb{E} \left[\frac{X - (x + \Delta x)}{\Delta x} 1_{(x + \Delta x < X < x)} - 1_{(X \geq x)} \right]. \end{aligned}$$

Clearly, the first term after the expectation, denoted by $I_3(\Delta x)$, satisfies

$$|I_3(\Delta x)| \leq 1_{(x + \Delta x < X < x)}.$$

Hence, by the dominated convergence theorem,

$$g'_-(x) = \mathbb{E} \left[\lim_{\Delta x \uparrow 0} I_3(\Delta x) - 1_{(X \geq x)} \right] = -\bar{F}(x - 0).$$

Finally, for $k > 1$, the expression for $g'(x)$ given by (2.3) is obviously continuous in $x \in \mathbb{R}$. This ends the proof of Lemma 2.1. ■

Proof of Theorem 2.1. For $\varphi(t) = t^k$, it follows straightforwardly from (1.1) that

$$H_q[X, x] = \left(\frac{\mathbb{E} [(X - x)_+^k]}{1 - q} \right)^{1/k}.$$

By virtue of Minkowski's inequality, one can easily verify that $H_q[X, \cdot]$ is convex over \mathbb{R} and is strictly convex over $(-\infty, \hat{x})$; see also Proposition 3 of Bellini and Rosazza Gianin (2012).

Write

$$g_*(x) = x + \left(\frac{\mathbb{E} [(X - x)_+^k]}{1 - q} \right)^{1/k}, \quad x \in \mathbb{R},$$

so that $H_q[X] = \inf_{x \in \mathbb{R}} g_*(x)$. The function $g_*(\cdot)$ inherits the convexity of $H_q[X, \cdot]$ and $g_*(x)$ diverges to $+\infty$ as $x \rightarrow \pm\infty$. Hence, its overall infimum is attainable. To obtain this infimum, we naturally consider the equation $g'_*(x) = 0$. By Lemma 2.1(a),

$$g'_*(x) = 1 - \frac{(\mathbb{E} [(X - x)_+^k])^{(1/k)-1} \mathbb{E} [(X - x)_+^{k-1}]}{(1 - q)^{1/k}}. \quad (2.5)$$

Thus, the equation $g'_*(x) = 0$ is equivalent to (2.2).

For every $q \in (0, 1)$, the existence of a solution $x \in (-\infty, \hat{x})$ to (2.2) can be verified as follows. The left-hand side of (2.2) is a continuous function of $x \in \mathbb{R}$. As $x \downarrow -\infty$, we have

$$\frac{(\mathbb{E} [(X - x)_+^{k-1}])^k}{(\mathbb{E} [(X - x)_+^k])^{k-1}} = \frac{\left(\mathbb{E} \left[\frac{(X-x)_+^{k-1}}{(-x)^{k-1}}\right]\right)^k}{\left(\mathbb{E} \left[\frac{(X-x)_+^k}{(-x)^k}\right]\right)^{k-1}} \rightarrow 1,$$

where we applied the dominated convergence theorem to both the numerator and denominator. As $x \uparrow \hat{x}$, we have

$$\begin{aligned} \frac{(\mathbb{E} [(X - x)_+^{k-1}])^k}{(\mathbb{E} [(X - x)_+^k])^{k-1}} &= \frac{(\mathbb{E} [(X - x)_+^{k-1} 1_{(X > x)}])^k}{(\mathbb{E} [(X - x)_+^k])^{k-1}} \\ &\leq \frac{(\mathbb{E} [(X - x)_+^k])^{k-1} \mathbb{E} [1_{(X > x)}]}{(\mathbb{E} [(X - x)_+^k])^{k-1}} \\ &= \bar{F}(x) \rightarrow 0, \end{aligned} \quad (2.6)$$

where in the second step we applied Hölder's inequality to the numerator. Moreover, the uniqueness of the solution to equation (2.2), or, equivalently, to the equation $g'_*(x) = 0$, is ensured by the strict convexity of the function $g_*(\cdot)$ on $(-\infty, \hat{x})$. This ends the proof of Theorem 2.1. ■

To apply Theorem 2.1, one has to employ a numerical procedure to solve equation (2.2) because its explicit solution is generally not available. In the following sections, we derive exact asymptotic formulas for the Haezendonck–Goovaerts risk measure. These formulas can help to significantly reduce computation times while maintaining high accuracies. When proceeding our asymptotic analysis we shall need the following lemma:

Lemma 2.2 *Consider equation (2.2) in which $k \geq 1$ is a constant, X is a random variable with $\mathbb{E}[X_+^k] < \infty$, $\hat{x} \leq \infty$ and $\hat{p} = 0$, and $q \in (0, 1)$, $x \in (-\infty, \hat{x})$ are two deterministic variables. Then $q \uparrow 1$ if and only if $x \uparrow \hat{x}$.*

Proof. For $k = 1$, equation (2.2) is simplified to $\bar{F}(x) = 1 - q$. Thus, the equivalence of $q \uparrow 1$ and $x \uparrow \hat{x}$ is obvious.

Now consider $k > 1$ only. The derivation in (2.6) shows that the left-hand side of (2.2) is bounded by $\bar{F}(x)$. Thus, $1 - q \leq \bar{F}(x)$, from which we easily infer that $x \uparrow \hat{x}$ implies

$q \uparrow 1$. Conversely, as mentioned in the proof of Theorem 2.1, the function $g_*(\cdot)$ is strictly convex over $(-\infty, \hat{x})$. Thus, $g'_*(x)$ given by (2.5) is strictly increasing in $x \in (-\infty, \hat{x})$, or, equivalently, the left-hand side of (2.2) is strictly decreasing in $x \in (-\infty, \hat{x})$. Thus, $q \uparrow 1$ must lead to $x \uparrow \hat{x}$. ■

3 Max-domains of attraction and regular variation

In this section, we highlight some basic concepts in extreme value theory. Monographs on extreme value theory in the context of insurance and finance are given by Resnick (1987, 2007), Embrechts et al. (1997), McNeil et al. (2005) and Malevergne and Sornette (2006), among others. In this paper, we follow the main methodology of Hashorva et al. (2010) and Asimit et al. (2011), who studied some insurance problems using extreme value theory.

A distribution function F on \mathbb{R} is said to belong to the max-domain of attraction of an extreme value distribution function G , denoted by $F \in \text{MDA}(G)$, if

$$\lim_{n \rightarrow \infty} \sup_{x \in \mathbb{R}} |F^n(c_n x + d_n) - G(x)| = 0$$

holds for some norming constants $c_n > 0$ and $d_n \in \mathbb{R}$, $n \in \mathbb{N} = \{0, 1, \dots\}$. By the classical Fisher-Tippett theorem (see Fisher and Tippett (1928) and Gnedenko (1943)), only three choices for G are possible, namely the Fréchet, Gumbel and Weibull distributions, which are denoted by Φ_γ , Λ and Ψ_γ , respectively, with $\gamma > 0$ indexing members of the Fréchet and Weibull max-domains of attraction.

The Fréchet distribution function is given by $\Phi_\gamma(x) = \exp\{-x^{-\gamma}\}$ for $x > 0$. A distribution function F belongs to $\text{MDA}(\Phi_\gamma)$ if and only if its upper endpoint \hat{x} is infinite and the relation

$$\lim_{x \uparrow \infty} \frac{\overline{F}(xy)}{\overline{F}(x)} = y^{-\gamma}, \quad y > 0, \quad (3.1)$$

holds; see Theorem 3.3.7 of Embrechts et al. (1997).

The standard Gumbel distribution function is given by $\Lambda(x) = \exp\{-e^{-x}\}$ for $x \in \mathbb{R}$. A distribution function F with an upper endpoint $\hat{x} \leq \infty$ belongs to $\text{MDA}(\Lambda)$ if and only if the relation

$$\lim_{x \uparrow \hat{x}} \frac{\overline{F}(x + ya(x))}{\overline{F}(x)} = e^{-y}, \quad y \in \mathbb{R}, \quad (3.2)$$

holds for some positive auxiliary function $a(\cdot)$ on $(-\infty, \hat{x})$. The function $a(\cdot)$ is unique up to asymptotic equivalence and a commonly-used choice for $a(\cdot)$ is the mean excess function, $a(x) = E[X - x | X > x]$ for $x < \hat{x}$. It is also known that

$$\begin{cases} a(x) = o(x), & \text{if } \hat{x} = \infty, \\ a(x) = o(\hat{x} - x), & \text{if } \hat{x} < \infty. \end{cases} \quad (3.3)$$

See Resnick (1987) and Embrechts et al. (1997) for more details. The following representation theorem is useful; see Balkema and de Haan (1972), Proposition 1.4 of Resnick (1987)

or relation (3.35) of Embrechts et al. (1997). For $F \in \text{MDA}(\Lambda)$ with $\hat{x} \leq \infty$, there is some $x_0 < \hat{x}$ such that

$$\bar{F}(x) = b(x) \exp \left\{ - \int_{x_0}^x \frac{1}{a(y)} dy \right\}, \quad x_0 < x < \hat{x}, \quad (3.4)$$

where $a(\cdot)$ is an auxiliary function, chosen to be positive and absolutely continuous with $\lim_{x \uparrow \hat{x}} a'(x) = 0$, and $b(\cdot)$ is a positive measurable function with $\lim_{x \uparrow \hat{x}} b(x) = b > 0$.

The Weibull distribution function is given by $\Psi_\gamma(x) = \exp \{-|x|^\gamma\}$ for $x \leq 0$. A distribution function F belongs to $\text{MDA}(\Psi_\gamma)$ if and only if its upper endpoint \hat{x} is finite and

$$\lim_{x \downarrow 0} \frac{\bar{F}(\hat{x} - xy)}{\bar{F}(\hat{x} - x)} = y^\gamma, \quad y > 0; \quad (3.5)$$

see Theorem 3.3.12 of Embrechts et al. (1997).

The following elementary result might be known somewhere but we cannot suitably address a reference:

Lemma 3.1 *Let F on \mathbb{R} belong to the max-domain of attraction of a non-degenerate distribution function. Then*

- (a) $\bar{F}(x - 0) \sim \bar{F}(x)$ as $x \uparrow \hat{x}$;
- (b) $\bar{F}(F^{\leftarrow}(q)) \sim 1 - q$ as $q \uparrow 1$.

Proof. (a) The result for the Gumbel case is known in Corollary 1.6 of Resnick (1987). The result for the Fréchet and Weibull cases easily follows from the equivalent conditions (3.1) and (3.5), respectively.

(b) This follows from the two-sided inequality $\bar{F}(F^{\leftarrow}(q)) \leq 1 - q \leq \bar{F}(F^{\leftarrow}(q) - 0)$ and the result in (a). ■

It is often convenient and useful to restate the equivalent conditions for the max-domains of attraction in terms of regular or rapid variation. A positive measurable function $r(\cdot)$ is said to be regularly varying at $x_0 = \pm 0$ or $\pm\infty$ with a regularity index $\alpha \in (-\infty, \infty)$, denoted by $r(\cdot) \in \mathcal{R}_\alpha(x_0)$, if

$$\lim_{x \rightarrow x_0} \frac{r(xy)}{r(x)} = y^\alpha, \quad y > 0.$$

The class $\mathcal{R}_0(x_0)$ consists of functions slowly varying at x_0 . Moreover, a positive measurable function $r(\cdot)$ is said to be rapidly varying at $x_0 = \pm 0$ or $\pm\infty$, denoted by $r(\cdot) \in \mathcal{R}_\infty(x_0)$ or $1/r(\cdot) \in \mathcal{R}_{-\infty}(x_0)$, if

$$\lim_{x \rightarrow x_0} \frac{r(xy)}{r(x)} = \begin{cases} \infty, & \text{for } y > 1, \\ 0, & \text{for } 0 < y < 1. \end{cases}$$

Relation (3.1) shows that $F \in \text{MDA}(\Phi_\gamma)$ if and only if $\bar{F}(\cdot) \in \mathcal{R}_{-\gamma}(+\infty)$, while relation (3.5) shows that $F \in \text{MDA}(\Psi_\gamma)$ if and only if $\bar{F}(\hat{x} - \cdot) \in \mathcal{R}_\gamma(+0)$. Furthermore, for $F \in \text{MDA}(\Lambda)$,

it easily follows from relations (3.2) and (3.3) that $\overline{F}(\cdot) \in \mathcal{R}_{-\infty}(+\infty)$ provided $\hat{x} = \infty$ or $\overline{F}(\hat{x} - \cdot) \in \mathcal{R}_{\infty}(+0)$ provided $\hat{x} < \infty$.

The following Potter's bounds are a restatement of Theorem 1.5.6 of Bingham et al. (1987):

Lemma 3.2 *Let $r(\cdot) \in \mathcal{R}_{\alpha}(x_0)$ with $x_0 = +0$ or $+\infty$ and $\alpha \in (-\infty, \infty)$. It holds for arbitrary $0 < \varepsilon < 1$ and all x, y sufficiently close to x_0 that*

$$(1 - \varepsilon) \left(\left(\frac{y}{x} \right)^{\alpha + \varepsilon} \wedge \left(\frac{y}{x} \right)^{\alpha - \varepsilon} \right) \leq \frac{r(y)}{r(x)} \leq (1 + \varepsilon) \left(\left(\frac{y}{x} \right)^{\alpha + \varepsilon} \vee \left(\frac{y}{x} \right)^{\alpha - \varepsilon} \right).$$

The following lemma is copied from Proposition 0.8(V) of Resnick (1987):

Lemma 3.3 *Let $U(\cdot)$ be a non-decreasing function on \mathbb{R}_+ with $U(\infty) = \infty$. Then $U(\cdot) \in \mathcal{R}_{\alpha}(+\infty)$ for $0 \leq \alpha \leq \infty$ if and only if $U^{\leftarrow}(\cdot) \in \mathcal{R}_{1/\alpha}(+\infty)$.*

The following lemma is motivated by Proposition 1.1 of Davis and Resnick (1988):

Lemma 3.4 *Let $F \in \text{MDA}(\Lambda)$ with the representation (3.4). Then, for arbitrary $0 < \varepsilon < 1$, there is some $x_0 < \hat{x}$ such that, for all $x_0 < x < \hat{x}$ and all $y \geq 0$,*

$$\frac{\overline{F}(x + ya(x))}{\overline{F}(x)} \leq (1 + \varepsilon)(1 + \varepsilon y)^{-1/\varepsilon}.$$

Proof. Since $\lim_{x \uparrow \hat{x}} a'(x) = 0$, there is some $x_0 < \hat{x}$ such that the inequality

$$a(x + za(x)) - a(x) \leq \varepsilon za(x)$$

holds for all $x_0 < x < \hat{x}$ and all $z \geq 0$. It follows that

$$\frac{a(x)}{a(x + za(x))} \geq \frac{1}{1 + \varepsilon z}.$$

Hence, for all $x_0 < x < \hat{x}$ and all $y \geq 0$,

$$\begin{aligned} \frac{\overline{F}(x + ya(x))}{\overline{F}(x)} &= \frac{b(x + ya(x))}{b(x)} \exp \left\{ - \int_x^{x + ya(x)} \frac{1}{a(z)} dz \right\} \\ &= \frac{b(x + ya(x))}{b(x)} \exp \left\{ - \int_0^y \frac{a(x)}{a(x + za(x))} dz \right\} \\ &\leq (1 + \varepsilon) \exp \left\{ - \int_0^y \frac{1}{1 + \varepsilon z} dz \right\} \\ &= (1 + \varepsilon)(1 + \varepsilon y)^{-1/\varepsilon}. \end{aligned}$$

This proves Lemma 3.4. ■

4 The Fréchet case with a power Young function

Our asymptotic analysis in the next three sections is based on Theorem 2.1. In this section we consider the Fréchet case. As usual, denote by $B(\cdot, \cdot)$ the beta function, namely,

$$B(a, b) = \int_0^1 x^{a-1}(1-x)^{b-1} dx, \quad a, b > 0.$$

Theorem 4.1 *Let $\varphi(t) = t^k$ for some $k \geq 1$ and let $F \in \text{MDA}(\Phi_\gamma)$ for some $\gamma > k$. Then, as $q \uparrow 1$,*

$$H_q[X] \sim \frac{\gamma(\gamma-k)^{(k/\gamma)-1}}{k^{(k-1)/\gamma}} (B(\gamma-k, k))^{1/\gamma} F^{\leftarrow}(q). \quad (4.1)$$

We first prepare an elementary result:

Lemma 4.1 *If $F \in \text{MDA}(\Phi_\gamma)$ for some $\gamma > 0$, then it holds for all $0 < k < \gamma$ that*

$$\lim_{x \uparrow \infty} \frac{\mathbb{E}[(X-x)_+^k]}{x^k \bar{F}(x)} = kB(\gamma-k, k). \quad (4.2)$$

Proof. Since $\bar{F}(\cdot) \in \mathcal{R}_{-\gamma}(+\infty)$, by Lemma 3.2, for arbitrary $0 < \varepsilon < \gamma - k$, there is some $x_0 > 0$ such that, for all $x > x_0$ and all $y \geq 0$,

$$(1-\varepsilon) \left(\frac{x+y}{x} \right)^{-\gamma-\varepsilon} \leq \frac{\bar{F}(x+y)}{\bar{F}(x)} \leq (1+\varepsilon) \left(\frac{x+y}{x} \right)^{-\gamma+\varepsilon}.$$

By the second inequality above, it holds for all $x > x_0$ that

$$\begin{aligned} \frac{\mathbb{E}[(X-x)_+^k]}{\bar{F}(x)} &= \int_0^\infty \frac{\bar{F}(x+y)}{\bar{F}(x)} dy^k \\ &\leq (1+\varepsilon) \int_0^\infty \left(\frac{x+y}{x} \right)^{-\gamma+\varepsilon} dy^k \\ &= (1+\varepsilon)x^k \int_0^\infty (z+1)^{-\gamma+\varepsilon} dz^k, \end{aligned}$$

where in the last step we used the change of variables $z = y/x$. By the arbitrariness of ε , it follows that

$$\limsup_{x \uparrow \infty} \frac{\mathbb{E}[(X-x)_+^k]}{x^k \bar{F}(x)} \leq \int_0^\infty (z+1)^{-\gamma} dz^k.$$

In the same way we can establish the corresponding inequality for the lower limit. Furthermore, using the change of variables $u = (z+1)^{-1}$ we have

$$\int_0^\infty (z+1)^{-\gamma} dz^k = k \int_0^1 u^{\gamma-k-1} (1-u)^{k-1} du = kB(\gamma-k, k).$$

Thus, relation (4.2) holds. ■

Proof of Theorem 4.1. Recall Lemma 2.2, which shows that $q \uparrow 1$ if and only if $x \uparrow \hat{x}$. In the proof below we shall tacitly alternate the two limits.

We distinguish the cases $k = 1$ and $k > 1$. For the case $k = 1$, applying Lemmas 4.1 and 3.1(b) to relation (1.3) we have

$$H_q[X] \sim F^{\leftarrow}(q) + \frac{F^{\leftarrow}(q) \bar{F}(F^{\leftarrow}(q))}{\gamma - 1} \sim \frac{\gamma}{\gamma - 1} F^{\leftarrow}(q).$$

This proves relation (4.1) for the case $k = 1$.

Now turn to the case $k > 1$. Starting from Theorem 2.1 we need to approximate the optimal value of x that solves equation (2.2). By Lemma 4.1,

$$\begin{aligned} 1 - q &= \frac{(\mathbb{E}[(X - x)_+^{k-1}])^k}{(\mathbb{E}[(X - x)_+^k])^{k-1}} \\ &\sim \frac{((k-1)\mathbb{B}(\gamma - k + 1, k - 1))^k}{(k\mathbb{B}(\gamma - k, k))^{k-1}} \bar{F}(x) \\ &= \frac{(\gamma - k)^k \mathbb{B}(\gamma - k, k)}{k^{k-1}} \bar{F}(x), \end{aligned}$$

or, equivalently,

$$\bar{F}(x) \sim \frac{k^{k-1}}{(\gamma - k)^k \mathbb{B}(\gamma - k, k)} (1 - q). \quad (4.3)$$

By Lemma 3.3, it is easy to verify that $\bar{F}(\cdot) \in \mathcal{R}_{-\gamma}(+\infty)$ if and only if $F^{\leftarrow}(1 - \cdot) \in \mathcal{R}_{-1/\gamma}(+0)$. Actually, with $U(\cdot) = 1/\bar{F}(\cdot)$ we have

$$\begin{aligned} \bar{F}(\cdot) \in \mathcal{R}_{-\gamma}(+\infty) &\iff U(\cdot) \in \mathcal{R}_{\gamma}(+\infty) \\ &\iff U^{\leftarrow}(\cdot) = F^{\leftarrow}(1 - (\cdot)^{-1}) \in \mathcal{R}_{1/\gamma}(+\infty) \\ &\iff F^{\leftarrow}(1 - \cdot) \in \mathcal{R}_{-1/\gamma}(+0). \end{aligned}$$

Hence, it follows from (4.3) that

$$x = F^{\leftarrow} \left(1 - \frac{(1 + o(1))k^{k-1}}{(\gamma - k)^k \mathbb{B}(\gamma - k, k)} (1 - q) \right) \sim \left(\frac{(\gamma - k)^k \mathbb{B}(\gamma - k, k)}{k^{k-1}} \right)^{1/\gamma} F^{\leftarrow}(q). \quad (4.4)$$

Now, substituting (4.2), (4.3) and (4.4) into (2.1) yields that

$$\begin{aligned} H_q[X] &= x + \left(\frac{\mathbb{E}[(X - x)_+^k]}{1 - q} \right)^{1/k} \\ &\sim x + \left(\frac{k\mathbb{B}(\gamma - k, k)}{1 - q} \cdot x^k \bar{F}(x) \right)^{1/k} \\ &\sim x + \left(\frac{k\mathbb{B}(\gamma - k, k)}{1 - q} \cdot \frac{k^{k-1}}{(\gamma - k)^k \mathbb{B}(\gamma - k, k)} (1 - q) \right)^{1/k} x \\ &= \frac{\gamma}{\gamma - k} x \\ &\sim \frac{\gamma (\gamma - k)^{(k/\gamma) - 1}}{k^{(k-1)/\gamma}} (\mathbb{B}(\gamma - k, k))^{1/\gamma} F^{\leftarrow}(q). \end{aligned}$$

This proves relation (4.1) for the case $k > 1$. ■

Let us use **R** to numerically examine the accuracy of the asymptotic formula (4.1). We refer the reader to the monograph of Kaas et al. (2008) for applications of **R** to various problems in actuarial science. Assume that F is a Pareto distribution given by

$$F(x) = 1 - \left(\frac{\theta}{x + \theta} \right)^\alpha, \quad x, \alpha, \theta > 0.$$

Thus, $F \in \text{MDA}(\Phi_\gamma)$ with $\gamma = \alpha$. We use **uniroot** to find the root x of (2.2) and then compute (2.1) to get the exact value of the Haezendonck–Goovaerts risk measure $H_q[X]$. Moreover, we compute the asymptotic formula given by (4.1).

In both graphs below, we compare the asymptotic estimate to the exact value on the left and show their ratio on the right. For Graph 4.1, we set $k = 1.1$ and 1.2 , $\alpha = 1.6$, and $\theta = 1$. Apparently, the ratio converges to 1 as $q \uparrow 1$. We also find that the accuracy improves as k decreases.

Graph 4.1 about here.

Similarly, for Graph 4.2, we set $k = 1.1$, $\alpha = 1.5$ and 1.6 , and $\theta = 1$. We find that the ratio converges to 1 as $q \uparrow 1$ and that the accuracy improves gradually as α decreases.

Graph 4.2 about here.

5 The Gumbel case with a power Young function

Now we consider the Gumbel case. Note that, for a random variable X distributed by $F \in \text{MDA}(\Lambda)$, the requirement $E[X_+^k] < \infty$ for all $k \geq 1$ holds automatically since either $\bar{F} \in \mathcal{R}_{-\infty}(+\infty)$ or $\hat{x} < \infty$. As usual, denote by $\Gamma(\cdot)$ the gamma function, namely,

$$\Gamma(a) = \int_0^\infty x^{a-1} e^{-x} dx, \quad a > 0.$$

Theorem 5.1 *Let $\varphi(t) = t^k$ for some $k \geq 1$ and let $F \in \text{MDA}(\Lambda)$ with an upper endpoint $0 < \hat{x} \leq \infty$. Then, as $q \uparrow 1$,*

(i) when $\hat{x} = \infty$ we have

$$H_q[X] \sim F^{\leftarrow} \left(1 - \frac{k^k}{\Gamma(k+1)}(1-q) \right); \quad (5.1)$$

(ii) when $\hat{x} < \infty$ we have

$$\hat{x} - H_q[X] \sim \hat{x} - F^{\leftarrow} \left(1 - \frac{k^k}{\Gamma(k+1)}(1-q) \right). \quad (5.2)$$

To prove Theorem 5.1, we first prepare an elementary result:

Lemma 5.1 *If $F \in \text{MDA}(\Lambda)$ with an upper endpoint $0 < \hat{x} \leq \infty$, then it holds for all $k > 0$ that*

$$\lim_{x \uparrow \hat{x}} \frac{\mathbb{E}[(X - x)_+^k]}{a^k(x)\overline{F}(x)} = \Gamma(k + 1), \quad (5.3)$$

where $a(\cdot)$ is the auxiliary function appearing in the representation (3.4).

Proof. When $\hat{x} = \infty$, we have

$$\begin{aligned} \mathbb{E}[(X - x)_+^k] &= \int_0^\infty \overline{F}(x + y) dy^k \\ &= a^k(x)\overline{F}(x) \int_0^\infty \frac{\overline{F}(x + za(x))}{\overline{F}(x)} dz^k \\ &\sim a^k(x)\overline{F}(x) \int_0^\infty e^{-z} dz^k, \end{aligned}$$

where in the second step we used the change of variables $y = za(x)$ and in the last step we applied the dominated convergence theorem, which is justified by Lemma 3.4. Similarly, when $\hat{x} < \infty$, recalling (3.3) we have

$$\begin{aligned} \mathbb{E}[(X - x)_+^k] &= \int_0^{\hat{x}-x} \overline{F}(x + y) dy^k \\ &= a^k(x)\overline{F}(x) \int_0^{(\hat{x}-x)/a(x)} \frac{\overline{F}(x + za(x))}{\overline{F}(x)} dz^k \\ &\sim a^k(x)\overline{F}(x) \int_0^\infty e^{-z} dz^k. \end{aligned}$$

Thus, for both cases, relation (5.3) holds. ■

Proof of Theorem 5.1. In the proof below, we shall tacitly alternate the two limits $q \uparrow 1$ and $x \uparrow \hat{x}$, as justified by Lemma 2.2. The auxiliary function $a(\cdot)$ appearing below corresponds to the one in the representation (3.4).

(i) We distinguish the cases $k = 1$ and $k > 1$. For the case $k = 1$, we start from relation (1.3). Then applying Lemmas 5.1 and 3.1(b) and relation (3.3), in turn, we have

$$H_q[X] \sim F^{\leftarrow}(q) + a(F^{\leftarrow}(q)) \frac{\overline{F}(F^{\leftarrow}(q))}{1 - q} \sim F^{\leftarrow}(q).$$

This proves relation (5.1) for the case $k = 1$.

For the case $k > 1$, applying Lemma 5.1 to relation (2.2) leads to

$$1 - q = \frac{(\mathbb{E}[(X - x)_+^{k-1}])^k}{(\mathbb{E}[(X - x)_+^k])^{k-1}} \sim \frac{(\Gamma(k)a^{k-1}(x)\overline{F}(x))^k}{(\Gamma(k+1)a^k(x)\overline{F}(x))^{k-1}} = \frac{\Gamma(k+1)}{k^k} \overline{F}(x). \quad (5.4)$$

Then, substituting (5.3) and (5.4) into (2.1) yields that

$$H_q[X] - x = \left(\frac{\mathbb{E}[(X - x)_+^k]}{1 - q} \right)^{1/k} \sim ka(x), \quad (5.5)$$

which, due to (3.3), implies that $H_q[X] \sim x$. Similarly as in the proof of Theorem 4.1, by Lemma 3.3 with $U(\cdot) = 1/\bar{F}(\cdot)$, it is easy to verify that $\bar{F}(\cdot) \in \mathcal{R}_{-\infty}(+\infty)$ if and only if $F^{\leftarrow}(1 - \cdot) \in \mathcal{R}_0(+0)$. By this and (5.4) we have

$$x = F^{\leftarrow} \left(1 - (1 + o(1)) \frac{k^k}{\Gamma(k+1)} (1 - q) \right) \sim F^{\leftarrow} \left(1 - \frac{k^k}{\Gamma(k+1)} (1 - q) \right). \quad (5.6)$$

This leads to relation (5.1) for the case $k > 1$.

(ii) As before, we still distinguish the cases $k = 1$ and $k > 1$. For the case $k = 1$, we start from relation (1.3). Then applying Lemmas 5.1 and 3.1(b) and relation (3.3), in turn, we have

$$\begin{aligned} \hat{x} - H_q[X] &= (\hat{x} - F^{\leftarrow}(q)) - \frac{\mathbb{E}[(X - F^{\leftarrow}(q))_+]}{1 - q} \\ &\sim (\hat{x} - F^{\leftarrow}(q)) - a(F^{\leftarrow}(q)) \frac{\bar{F}(F^{\leftarrow}(q))}{1 - q} \\ &\sim \hat{x} - F^{\leftarrow}(q). \end{aligned}$$

This proves relation (5.2) for the case $k = 1$.

Next consider $k > 1$. For this case the relations in (5.4) still hold. Then, substituting (5.3) and (5.4) into (2.1) yields that

$$(\hat{x} - H_q[X]) - (\hat{x} - x) = - \left(\frac{\mathbb{E}[(X - x)_+^k]}{1 - q} \right)^{1/k} \sim -ka(x), \quad (5.7)$$

which, due to (3.3), implies that $\hat{x} - H_q[X] \sim \hat{x} - x$. Similarly as before, by Lemma 3.3 with $U(\cdot) = 1/\bar{F}(\hat{x} - (\cdot)^{-1})$, it is easy to verify that $\bar{F}(\hat{x} - \cdot) \in \mathcal{R}_{\infty}(+0)$ if and only if $\hat{x} - F^{\leftarrow}(1 - \cdot) \in \mathcal{R}_0(+0)$. By this and (5.4) we have

$$\hat{x} - x = \hat{x} - F^{\leftarrow} \left(1 - (1 + o(1)) \frac{k^k}{\Gamma(k+1)} (1 - q) \right) \sim \hat{x} - F^{\leftarrow} \left(1 - \frac{k^k}{\Gamma(k+1)} (1 - q) \right). \quad (5.8)$$

This proves relation (5.2) for the case $k > 1$. ■

In the proof above, the asymptotics for x given by relation (5.6) actually can be changed to $F^{\leftarrow}(1 - c(1 - q))$ for any $c > 0$ because $F^{\leftarrow}(1 - \cdot) \in \mathcal{R}_0(+0)$. Similarly, the asymptotics for $\hat{x} - x$ given by relation (5.8) can be changed to $\hat{x} - F^{\leftarrow}(1 - c(1 - q))$ for any $c > 0$. However, the most rational choice for c in both places should be $c = k^k/\Gamma(k+1)$.

We would like to point out that relations (5.5) and (5.7) give second-order asymptotics for $H_q[X]$. They become more powerful than (5.1) and (5.2) provided that the exact value of x solving (2.2) or a good approximation for x is available.

A distribution function F belongs to the class $\mathcal{L}(\lambda)$ for some $\lambda > 0$ if $\hat{x} = \infty$ and

$$\lim_{x \uparrow \infty} \frac{\overline{F}(x+y)}{\overline{F}(x)} = e^{-\lambda y}, \quad y \in \mathbb{R}. \quad (5.9)$$

The class $\mathcal{L}(\lambda)$ contains many well-known light-tailed distributions such as the exponential, gamma and inverse Gaussian distributions. Relation (5.9) directly shows that $F \in \text{MDA}(\Lambda)$ with $a(\cdot) \equiv 1/\lambda$. Thus, by (5.5) we arrive at the following:

Corollary 5.1 *Let $\varphi(t) = t^k$ for some $k > 1$ and let $F \in \mathcal{L}(\lambda)$ for some $\lambda > 0$. Then*

$$\lim_{q \uparrow 1} (H_q[X] - x) = \frac{k}{\lambda},$$

where x is determined by (2.2) and satisfies $x \sim F^{\leftarrow} \left(1 - (1-q) \frac{k^k}{\Gamma(k+1)} \right)$.

Finally, we use **R** to numerically examine the accuracy of the asymptotics given by (5.5). Assume that F is a lognormal distribution given by

$$F(x) = N \left(\frac{\ln x - \mu}{\sigma} \right), \quad x > 0, -\infty < \mu < \infty, \sigma > 0,$$

where $N(\cdot)$ denotes the standard normal distribution function. Note that

$$a(x) = \frac{\overline{N}(\sigma^{-1}(\ln x - \mu))\sigma x}{N'(\sigma^{-1}(\ln x - \mu))},$$

where N' is the standard normal density function; see, e.g. page 150 of Embrechts et al. (1997).

For Graph 5.1, we set $k = 1.5$ and 2 , $\mu = 2$, and $\sigma = 0.5$. We compare the asymptotic estimate $x + ka(x)$ given by (5.5) to the exact value of $H_q[X]$ on the left and show their ratio on the right. Apparently, the ratio converges to 1 as $q \uparrow 1$. However, our numerical experiments show that the accuracy becomes low for large σ .

Graph 5.1 about here.

6 The Weibull case with a power Young function

In the last section of asymptotic analysis we consider the Weibull case. For this case the requirement $E[X_+^k] < \infty$ for all $k \geq 1$ holds automatically since $\hat{x} < \infty$.

Theorem 6.1 *Let $\varphi(t) = t^k$ for some $k \geq 1$ and let $F \in \text{MDA}(\Psi_\gamma)$ with $\gamma > 0$ and $0 < \hat{x} < \infty$. Then, as $q \uparrow 1$,*

$$\hat{x} - H_q[X] \sim \frac{\gamma}{\gamma + k} \left(\frac{k^{k-1}}{\text{B}(\gamma + 1, k) (\gamma + k)^k} \right)^{1/\gamma} (\hat{x} - F^{\leftarrow}(q)). \quad (6.1)$$

We first prepare an elementary result:

Lemma 6.1 *If $F \in \text{MDA}(\Psi_\gamma)$ with $\gamma > 0$ and $0 < \hat{x} < \infty$, then it holds for all $k > 0$ that*

$$\lim_{x \uparrow \hat{x}} \frac{\mathbb{E}[(X - x)_+^k]}{(\hat{x} - x)^k \overline{F}(x)} = kB(\gamma + 1, k). \quad (6.2)$$

Proof. Similarly as in the proof of Lemma 4.1, for $x < \hat{x}$,

$$\mathbb{E}[(X - x)_+^k] = \int_0^{\hat{x}-x} \overline{F}(x+y) dy^k = \overline{F}(x) \int_0^{\hat{x}-x} \frac{\overline{F}(\hat{x} - (\hat{x} - x - y))}{\overline{F}(\hat{x} - (\hat{x} - x))} dy^k. \quad (6.3)$$

Since $\overline{F}(\hat{x} - \cdot) \in \mathcal{R}_\gamma(+0)$, by Lemma 3.2, for arbitrary $0 < \varepsilon < 1$, there is some $x_0 < \hat{x}$ such that, for all $x_0 < x < \hat{x}$ and all $0 < y < \hat{x} - x$,

$$(1 - \varepsilon) \left(\frac{\hat{x} - x - y}{\hat{x} - x} \right)^{\gamma + \varepsilon} \leq \frac{\overline{F}(\hat{x} - (\hat{x} - x - y))}{\overline{F}(\hat{x} - (\hat{x} - x))} \leq (1 + \varepsilon) \left(\frac{\hat{x} - x - y}{\hat{x} - x} \right)^{\gamma - \varepsilon}.$$

Applying the second inequality above to (6.3), it holds for all $x_0 < x < \hat{x}$ that

$$\begin{aligned} \mathbb{E}[(X - x)_+^k] &\leq (1 + \varepsilon) \overline{F}(x) \int_0^{\hat{x}-x} \left(\frac{\hat{x} - x - y}{\hat{x} - x} \right)^{\gamma - \varepsilon} dy^k \\ &= (1 + \varepsilon) (\hat{x} - x)^k \overline{F}(x) \int_0^1 (1 - z)^{\gamma - \varepsilon} dz^k, \end{aligned}$$

where we used the change of variables $y = z(\hat{x} - x)$. By the arbitrariness of ε , it follows that

$$\limsup_{x \uparrow \hat{x}} \frac{\mathbb{E}[(X - x)_+^k]}{(\hat{x} - x)^k \overline{F}(x)} \leq \int_0^1 (1 - z)^\gamma dz^k.$$

A corresponding lower bound can be obtained similarly. Thus, relation (6.2) holds. ■

Proof of Theorem 6.1. In the proof below, we shall tacitly alternate the two limits $q \uparrow 1$ and $x \uparrow \hat{x}$, as justified by Lemma 2.2.

We distinguish the cases $k = 1$ and $k > 1$. For the case $k = 1$, starting from relation (1.3) and then applying Lemmas 6.1 and 3.1(b), we have

$$\begin{aligned} \hat{x} - H_q[X] &= (\hat{x} - F^{\leftarrow}(q)) - \frac{\mathbb{E}[(X - F^{\leftarrow}(q))_+]}{1 - q} \\ &\sim (\hat{x} - F^{\leftarrow}(q)) - \frac{1}{\gamma + 1} (\hat{x} - F^{\leftarrow}(q)) \frac{\overline{F}(F^{\leftarrow}(q))}{1 - q} \\ &\sim \frac{\gamma}{\gamma + 1} (\hat{x} - F^{\leftarrow}(q)). \end{aligned}$$

This proves relation (6.1) for the case $k = 1$.

Now consider $k > 1$. Applying Lemma 6.1 to relation (2.2), we have

$$\begin{aligned}
1 - q &= \frac{(\mathbb{E}[(X - x)_+^{k-1}])^k}{(\mathbb{E}[(X - x)_+^k])^{k-1}} \\
&\sim \frac{\left((k-1)\text{B}(\gamma+1, k-1)(\hat{x}-x)^{k-1}\overline{F}(x)\right)^k}{\left(k\text{B}(\gamma+1, k)(\hat{x}-x)^k\overline{F}(x)\right)^{k-1}} \\
&= \text{B}(\gamma+1, k) \frac{(\gamma+k)^k}{k^{k-1}} \overline{F}(x).
\end{aligned} \tag{6.4}$$

Substituting (6.2) and (6.4) into (2.1) yields that

$$H_q[X] - x = \left(\frac{\mathbb{E}[(X - x)_+^k]}{1 - q}\right)^{1/k} \sim \frac{k}{\gamma + k} (\hat{x} - x). \tag{6.5}$$

Similarly as in the proof of Theorem 4.1, by Lemma 3.3 with $U(\cdot) = 1/\overline{F}(\hat{x} - (\cdot)^{-1})$, it is easy to verify that $\overline{F}(\hat{x} - \cdot) \in \mathcal{R}_\gamma(+0)$ if and only if $\hat{x} - F^{\leftarrow}(1 - \cdot) \in \mathcal{R}_{1/\gamma}(+0)$. Thus, after rewriting (6.4) as

$$\overline{F}(\hat{x} - (\hat{x} - x)) \sim \frac{(1 - q) k^{k-1}}{\text{B}(\gamma + 1, k) (\gamma + k)^k},$$

we see that

$$\begin{aligned}
\hat{x} - x &= \hat{x} - F^{\leftarrow} \left(1 - \frac{(1 + o(1)) k^{k-1}}{\text{B}(\gamma + 1, k) (\gamma + k)^k} (1 - q)\right) \\
&\sim \left(\frac{k^{k-1}}{\text{B}(\gamma + 1, k) (\gamma + k)^k}\right)^{1/\gamma} (\hat{x} - F^{\leftarrow}(q)).
\end{aligned} \tag{6.6}$$

Finally, by (6.5) and (6.6),

$$\begin{aligned}
\hat{x} - H_q[X] &= (\hat{x} - x) - (H_q[X] - x) \\
&\sim \frac{\gamma}{\gamma + k} (\hat{x} - x) \\
&\sim \frac{\gamma}{\gamma + k} \left(\frac{k^{k-1}}{\text{B}(\gamma + 1, k) (\gamma + k)^k}\right)^{1/\gamma} (\hat{x} - F^{\leftarrow}(q)).
\end{aligned}$$

This proves relation (6.1) for the case $k > 1$. ■

Similarly as before, we use \mathbf{R} to numerically examine the accuracy of relation (6.1). Assume that F is a beta distribution with probability density function given by

$$f(x) = \frac{x^{a-1}(1-x)^{b-1}}{\text{B}(a, b)}, \quad 0 < x < 1, a, b > 0.$$

Thus, $F \in \text{MDA}(\Psi_\gamma)$ with $\gamma = b$. We compare the asymptotic estimate for $\hat{x} - H_q[X]$ given by relation (6.1) to its exact value on the left and show their ratio on the right.

For Graph 6.1, we set $k = 3$ and 6 , $a = 2$, and $b = 6$. Apparently, the ratio converges to 1 as $q \uparrow 1$. We also find that the varying value of k does not affect the convergence rate much.

Graph 6.1 about here.

For Graph 6.2, we set $k = 3$, $a = 2$, and $b = 6$ or 10 . The same as before, the ratio converges to 1 as $q \uparrow 1$. We also find that the accuracy slightly improves as b increases.

Graph 6.2 about here.

7 The exponential case with a general Young function

In this section we consider the case in which the risk variable X is exponentially distributed and the Young function is general. We seek an analytical expression for the Haezendonck–Goovaerts risk measure.

Theorem 7.1 *Let $\varphi(\cdot)$ be a general Young function such that $\int_0^\infty e^{-st} d\varphi(t) < \infty$ for all $s > 0$ and let X follow an exponential distribution function with rate $\lambda > 0$, namely, $\bar{F}(x) = e^{-\lambda x}$ for $x \geq 0$. Then*

$$H_q[X] = \frac{1}{\lambda} \ln \frac{\int_0^\infty e^{-\lambda ht} d\varphi(t)}{1 - q} + h, \quad q \in (0, 1), \quad (7.1)$$

where $h \in (0, \infty)$ is the unique solution to the equation

$$\int_0^\infty e^{-\lambda ht} d\varphi(t) = \int_0^\infty te^{-\lambda ht} d\varphi(t). \quad (7.2)$$

The condition on the Young function $\varphi(\cdot)$ ensures that the exponential risk variable X belongs to the Orlicz heart of $\varphi(\cdot)$. It is noteworthy that the solution h to equation (7.2) is invariant with both q and x .

In order to prove Theorem 7.1, we first prepare an elementary result below:

Lemma 7.1 *Let $\varphi(\cdot)$ be a general Young function such that $\int_0^\infty e^{-st} d\varphi(t) < \infty$ for all $s > 0$. Then it holds that*

$$\lim_{s \downarrow 0} \frac{\int_0^\infty te^{-st} d\varphi(t)}{\int_0^\infty e^{-st} d\varphi(t)} = \infty \quad (7.3)$$

and that

$$\lim_{s \uparrow \infty} \frac{\int_0^\infty te^{-st} d\varphi(t)}{\int_0^\infty e^{-st} d\varphi(t)} = 0. \quad (7.4)$$

Proof. With arbitrary $M > 0$ we derive

$$\begin{aligned} \frac{\int_0^\infty te^{-st}d\varphi(t)}{\int_0^\infty e^{-st}d\varphi(t)} &\geq \frac{\int_M^\infty te^{-st}d\varphi(t)}{\int_0^M e^{-st}d\varphi(t) + \int_M^\infty e^{-st}d\varphi(t)} \\ &\geq \frac{M \int_M^\infty e^{-st}d\varphi(t)}{\varphi(M) + \int_M^\infty e^{-st}d\varphi(t)} \\ &= \frac{M}{\frac{\varphi(M)}{\int_M^\infty e^{-st}d\varphi(t)} + 1} \rightarrow M, \quad \text{as } s \downarrow 0, \end{aligned}$$

where the last step is due to the monotone convergence theorem and the fact that $\varphi(\infty) = \infty$. Hence, relation (7.3) holds by the arbitrariness of M .

For arbitrary $0 < \varepsilon < 1$, make the rewriting

$$\frac{\int_0^\infty te^{-st}d\varphi(t)}{\int_0^\infty e^{-st}d\varphi(t)} = \frac{\int_0^\varepsilon te^{-st}d\varphi(t) + \int_\varepsilon^\infty te^{-st}d\varphi(t)}{\int_0^\varepsilon e^{-st}d\varphi(t) + \int_\varepsilon^\infty e^{-st}d\varphi(t)}.$$

Notice that

$$\frac{\int_\varepsilon^\infty te^{-st}d\varphi(t)}{\int_0^\varepsilon te^{-st}d\varphi(t)} \leq \frac{\int_\varepsilon^\infty te^{-st}d\varphi(t)}{\int_{\varepsilon/2}^\varepsilon te^{-st}d\varphi(t)} \leq \frac{\int_\varepsilon^\infty te^{-st}d\varphi(t)}{\frac{\varepsilon}{2}e^{-s\varepsilon}(\varphi(\varepsilon) - \varphi(\frac{\varepsilon}{2}))} \rightarrow 0, \quad \text{as } s \uparrow \infty.$$

Similarly,

$$\lim_{s \uparrow \infty} \frac{\int_\varepsilon^\infty e^{-st}d\varphi(t)}{\int_0^\varepsilon e^{-st}d\varphi(t)} = 0.$$

It follows that

$$\limsup_{s \uparrow \infty} \frac{\int_0^\infty te^{-st}d\varphi(t)}{\int_0^\infty e^{-st}d\varphi(t)} = \limsup_{s \uparrow \infty} \frac{\int_0^\varepsilon te^{-st}d\varphi(t)}{\int_0^\varepsilon e^{-st}d\varphi(t)} \leq \varepsilon.$$

Hence, relation (7.4) holds by the arbitrariness of ε . ■

Proof of Theorem 7.1. First of all, let us modify the definition of the Haezendonck–Goovaerts risk measure in the following way. We think of x in (1.1) as $x = x_q[X, h]$, a function of h and q , and introduce $g_*(h) = x + h$. Then we can rewrite (1.2) as

$$H_q[X] = \inf_{0 < h < \infty} g_*(h). \quad (7.5)$$

Our idea is to find the optimal value of h at which the infimum in (7.5) is attained. Relation (1.1) is rewritten as $\int_0^\infty e^{-\lambda ht}d\varphi(t) = (1 - q)e^{\lambda x}$, which implies that

$$x = \frac{1}{\lambda} \ln \frac{\int_0^\infty e^{-\lambda ht}d\varphi(t)}{1 - q}. \quad (7.6)$$

Under the condition on $\varphi(\cdot)$, it is easy to see that $\int_0^\infty e^{-\lambda ht}d\varphi(t)$ is infinitely differentiable with respect to $h \in (0, \infty)$. By (7.6),

$$\frac{dx}{dh} = - \frac{\int_0^\infty te^{-\lambda ht}d\varphi(t)}{\int_0^\infty e^{-\lambda ht}d\varphi(t)}.$$

Furthermore, by Hölder's inequality,

$$\frac{d^2x}{dh^2} = \lambda \frac{\int_0^\infty t^2 e^{-\lambda ht} d\varphi(t) \int_0^\infty e^{-\lambda ht} d\varphi(t) - \left(\int_0^\infty t e^{-\lambda ht} d\varphi(t)\right)^2}{\left(\int_0^\infty e^{-\lambda ht} d\varphi(t)\right)^2} > 0,$$

where the strict inequality is due to the non-degeneracy of the Young function $\varphi(\cdot)$. This means that the function $x = x_q[X, h]$ and, hence, the function $g_*(h) = x + h$ are strictly convex over $h \in (0, \infty)$. Thus, the infimum in (7.5) is attained at h such that

$$\frac{d}{dh} g_*(h) = -\frac{\int_0^\infty t e^{-\lambda ht} d\varphi(t)}{\int_0^\infty e^{-\lambda ht} d\varphi(t)} + 1 = 0 \quad (7.7)$$

provided that this last equation admits a solution. Equations (7.7) and (7.2) are equivalent. The existence of a solution $h \in (0, \infty)$ to equation (7.7) is justified by Lemma 7.1, while the uniqueness of the solution h to equation (7.7) results from the strict convexity of the function $g_*(\cdot)$ over $(0, \infty)$. Finally, substituting this optimal value h and the expression for x given by (7.6) into (7.5), we obtain the desired expression for $H_q[X]$ as in (7.1). ■

By Theorem 7.1, the calculation of $H_q[X]$ is reduced to solving equation (7.2). For a general Young function $\varphi(\cdot)$, it is not possible to solve this equation analytically. We consider the following special cases:

(i) Let $\varphi(t) = t^k$ for some $k \geq 1$. Then equation (7.2) has a unique positive solution $h = k/\lambda$. Thus,

$$H_q[X] = \frac{1}{\lambda} \ln \frac{\Gamma(k+1)}{(1-q)k^k} + \frac{k}{\lambda},$$

which is consistent with Corollary 5.1.

(ii) Let $\varphi(t) = \sum_{k=1}^n a_k t^k$ for some $n \in \mathbb{N}$ and some real-valued coefficients a_1, \dots, a_n fulfilling a certain condition such that $\varphi(\cdot)$ is a normalized Young function. Then equation (7.2) becomes

$$a_1(\lambda h)^n + \sum_{k=1}^{n-1} ((k+1)a_{k+1} - ka_k) \Gamma(k+1) (\lambda h)^{n-k} - na_n \Gamma(n+1) = 0. \quad (7.8)$$

We can always numerically solve this polynomial equation (7.8) in \mathbf{R} . For example, let $\varphi(t) = (2t^5 + 3t^4 - 2t^3 + 3t^2 + t)/7$, $q = 0.95$ and $\lambda = 1$. Equation (7.8) becomes

$$h^5 + 5h^4 - 24h^3 + 108h^2 - 48h - 1200 = 0.$$

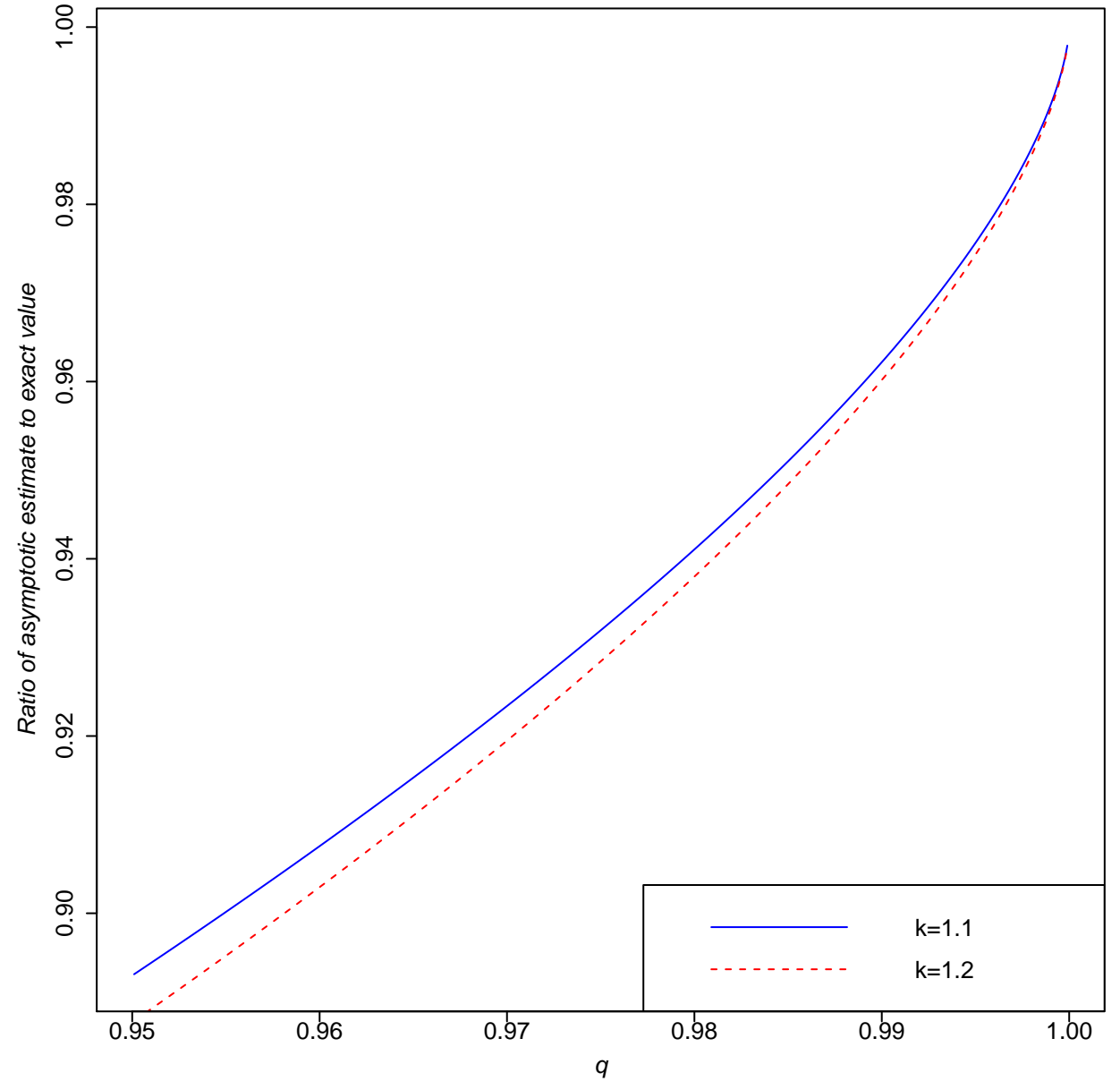
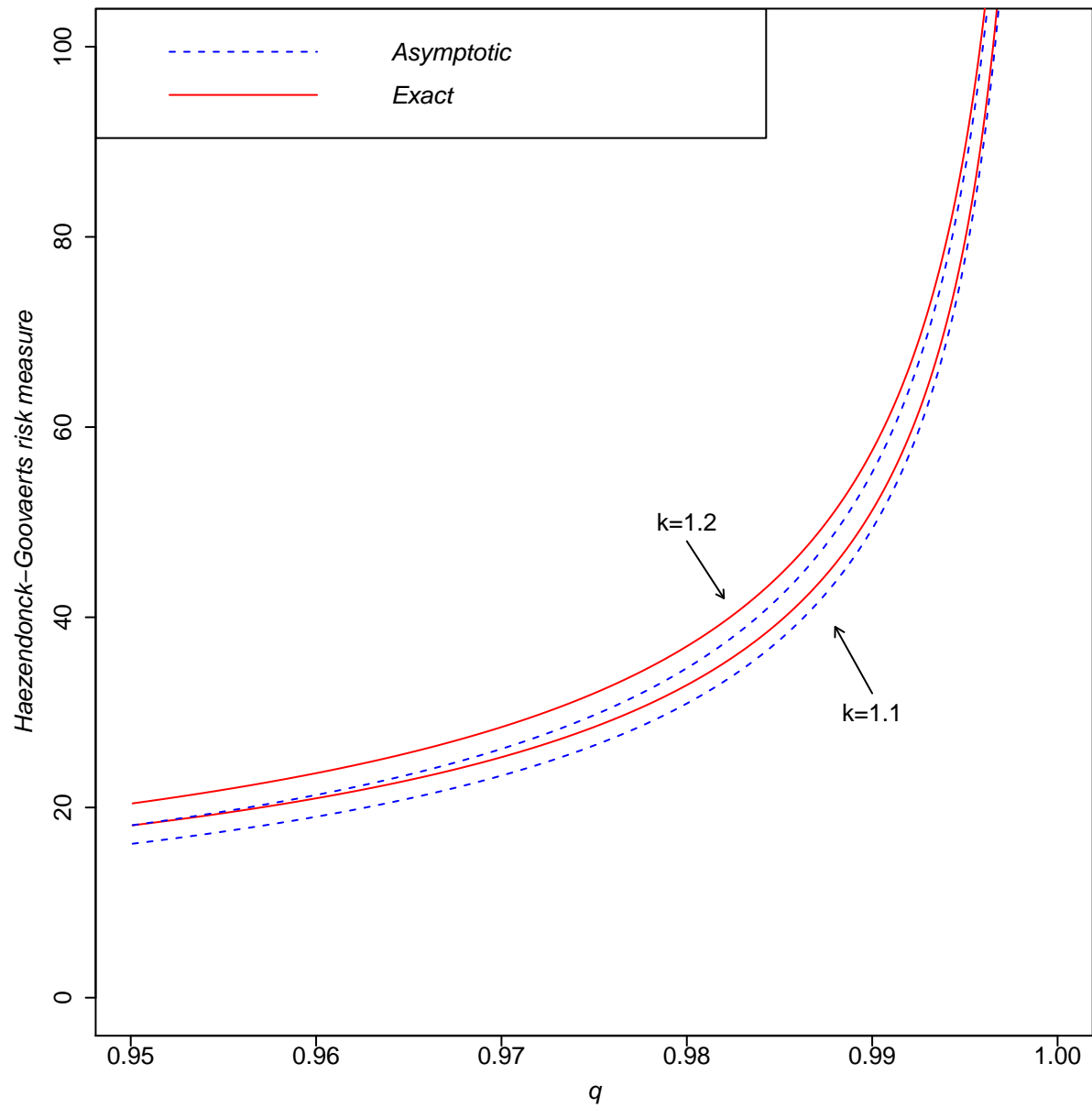
We use `polyroot` to find its unique positive solution $h = 3.349538$. Plugging it in (7.1) gives $H_q[X] = 4.4558760$.

Acknowledgments. The authors would like to thank an anonymous referee for his/her useful comments on a previous version of this paper. The project was partially supported by the Centers of Actuarial Excellence (CAE) Research Grant (2011-2014) from the Society of Actuaries.

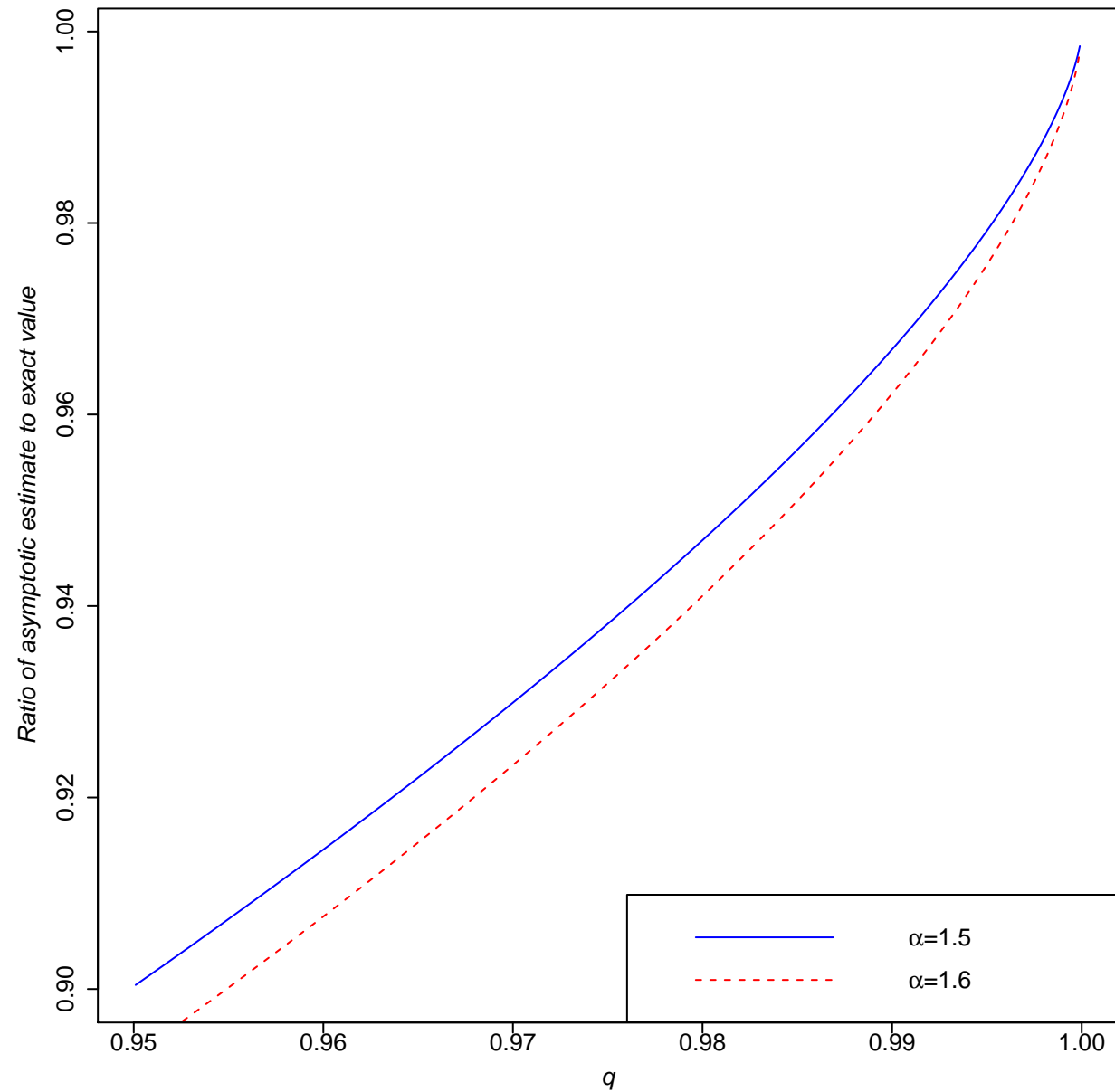
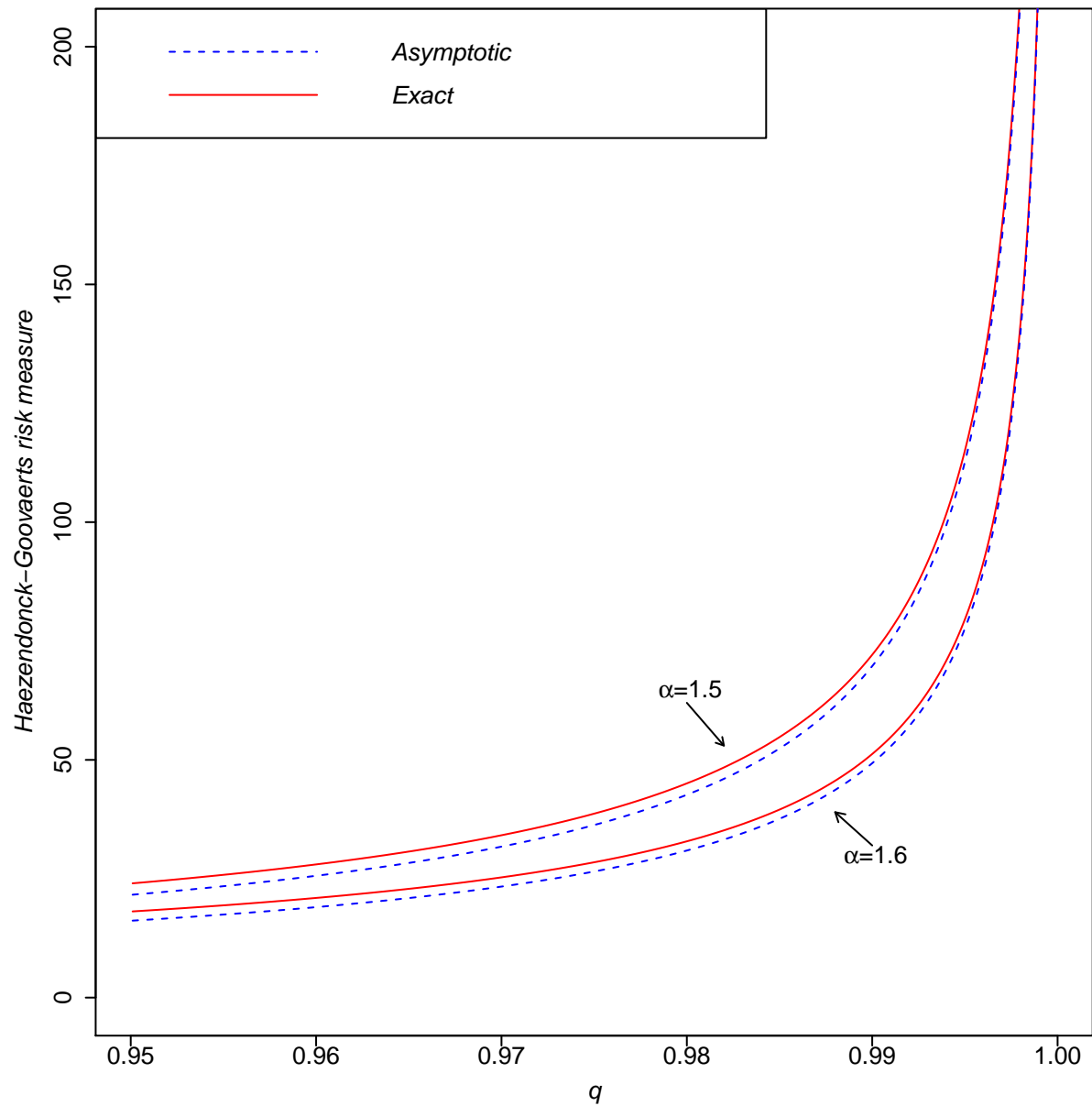
References

- [1] Ahn, J. Y.; Shyamalkumar, N. D. Asymptotic theory for the empirical Haezendonck–Goovaerts risk measure. *Insurance Math. Econom.* (2012) (in press).
- [2] Asimit, A. V.; Furman, E.; Tang, Q.; Vernic, R. Asymptotics for risk capital allocations based on conditional tail expectation. *Insurance Math. Econom.* 49 (2011), no. 3, 310–324.
- [3] Balkema, A. A.; de Haan, L. On R. von Mises’ condition for the domain of attraction of $\exp(-e^{-x})$. *Ann. Math. Statist.* 43 (1972), 1352–1354.
- [4] Bellini, F.; Rosazza Gianin, E. On Haezendonck risk measures. *J. Bank Finance* 32 (2008a), no. 6, 986–994.
- [5] Bellini, F.; Rosazza Gianin, E. Optimal portfolios with Haezendonck risk measures. *Statist. Decisions* 26 (2008b), no. 2, 89–108.
- [6] Bellini, F.; Rosazza Gianin, E. Haezendonck–Goovaerts risk measures and Orlicz quantiles. *Insurance Math. Econom.* (2012) (in press).
- [7] Bingham, N. H.; Goldie, C. M.; Teugels, J. L. *Regular Variation*. Cambridge University Press, Cambridge, 1987.
- [8] Davis, R.; Resnick, S. Extremes of moving averages of random variables from the domain of attraction of the double exponential distribution. *Stochastic Process. Appl.* 30 (1988), no. 1, 41–68.
- [9] Embrechts, P.; Klüppelberg, C.; Mikosch, T. *Modelling Extremal Events for Insurance and Finance*. Springer-Verlag, Berlin, 1997.
- [10] Fisher, R. A.; Tippett, L. H. C. Limiting forms of the frequency distribution of the largest or smallest member of a sample. *Math. Proc. Cambridge Philos. Soc.* 24 (1928), no. 2, 180–190.
- [11] Gnedenko, B. Sur la distribution limite du terme maximum d’une série aléatoire. (French) *Ann. of Math.* 44 (1943), no. 2, 423–453.
- [12] Goovaerts, M. J.; Kaas, R.; Dhaene, J.; Tang, Q. Some new classes of consistent risk measures. *Insurance Math. Econom.* 34 (2004), no. 3, 505–516.
- [13] Goovaerts, M. J.; Linders, D.; Van Weert, K.; Tank, F. On the interplay between distortion τ , mean value ν and Haezendonck–Goovaerts risk measures. *Insurance Math. Econom.* (2012) (in press).
- [14] Haezendonck, J.; Goovaerts, M. J. A new premium calculation principle based on Orlicz norms. *Insurance Math. Econom.* 1 (1982), no. 1, 41–53.
- [15] Hashorva, E.; Pakes, A. G.; Tang, Q. Asymptotics of random contractions. *Insurance Math. Econom.* 47 (2010), no. 3, 405–414.
- [16] Kaas, R.; Goovaerts, M. J.; Dhaene, J.; Denuit, M. *Modern Actuarial Risk Theory: Using R*. Springer-Verlag, Berlin, 2008.
- [17] Krättschmer, V.; Zähle, H. Sensitivity of risk measures with respect to the normal approximation of total claim distributions. *Insurance Math. Econom.* 49 (2011), no. 3, 335–344.

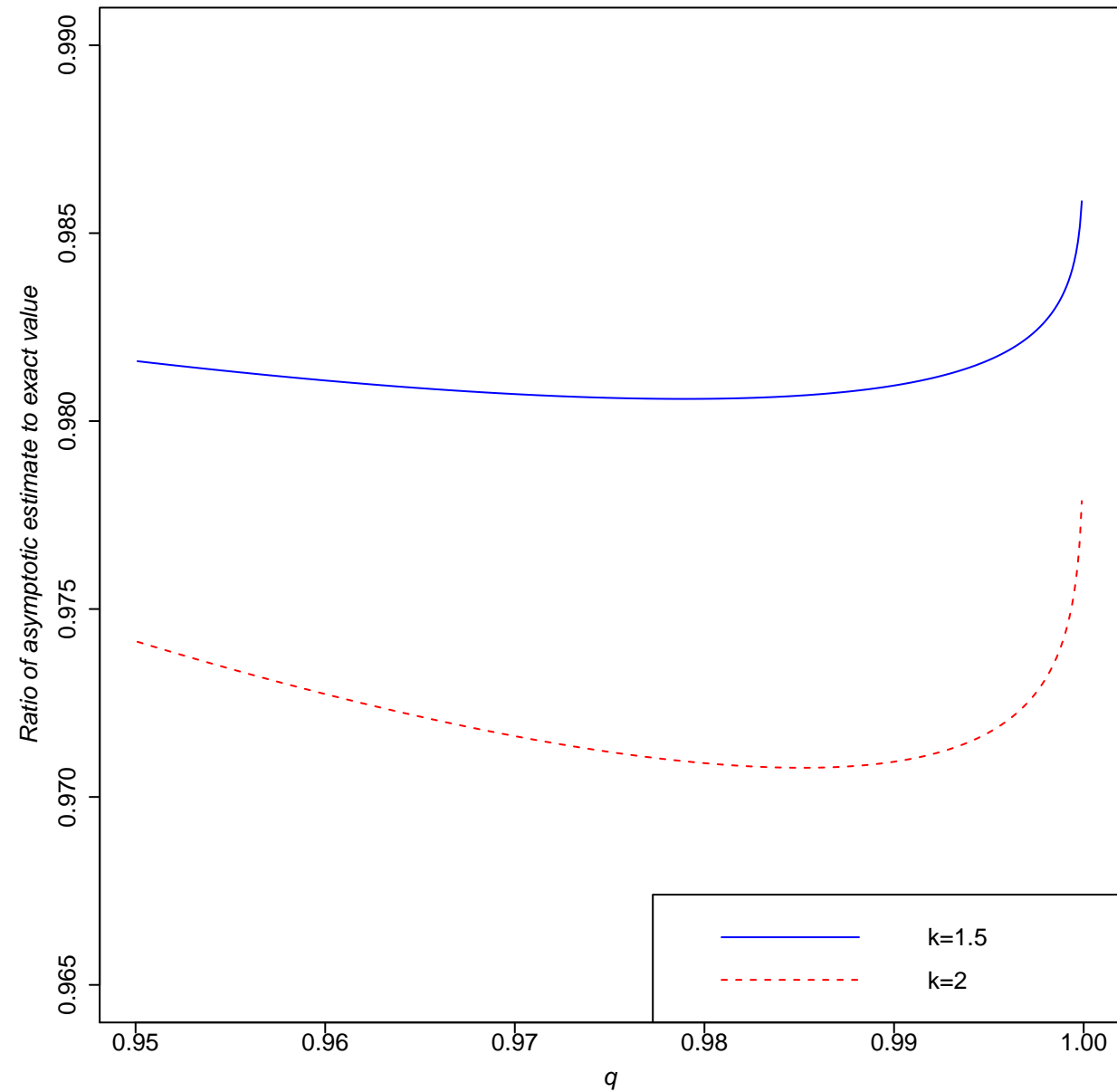
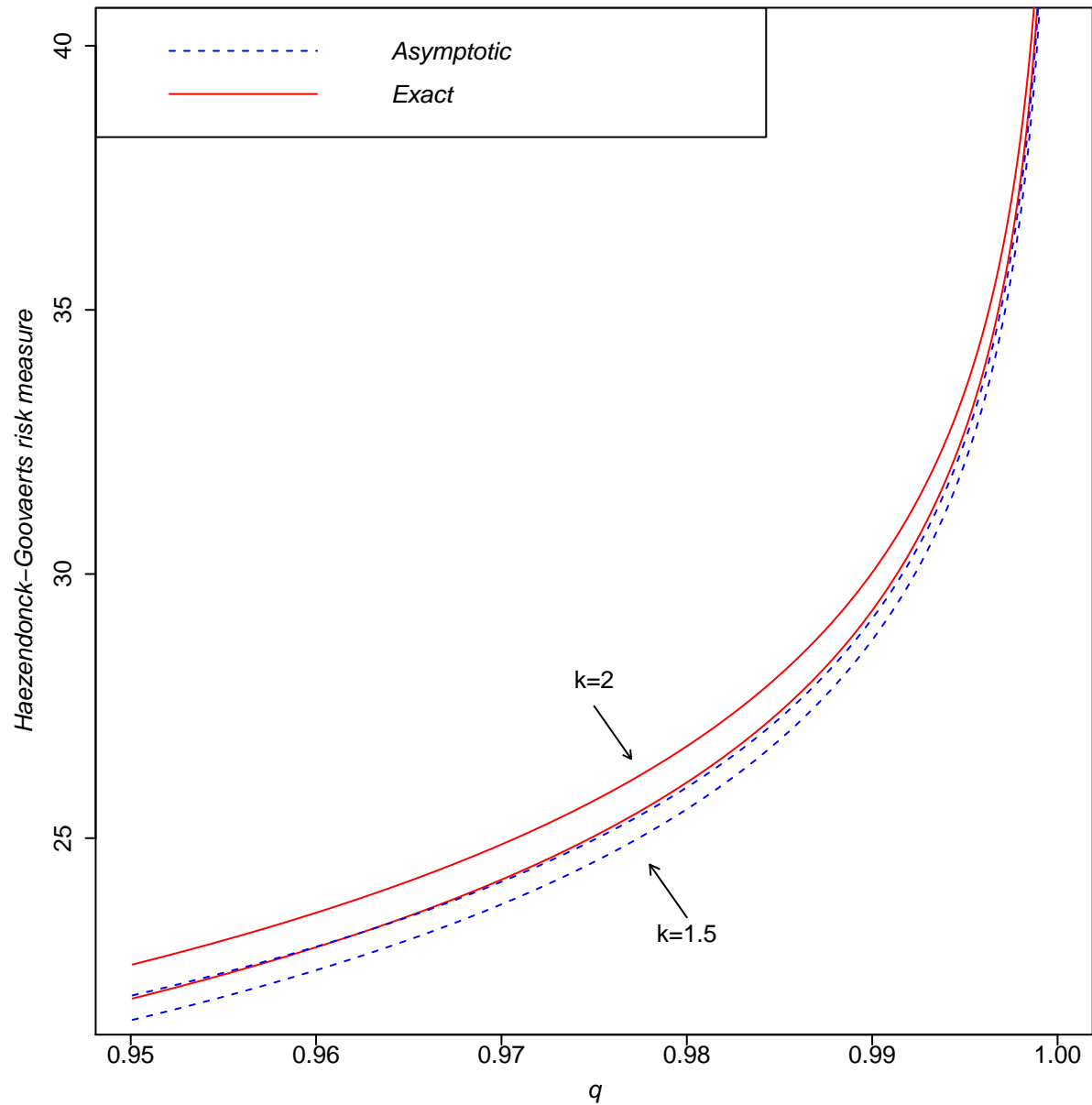
- [18] Malevergne, Y.; Sornette, D. *Extreme Financial Risks. From Dependence to Risk Management.* Springer-Verlag, Berlin, 2006.
- [19] McNeil, A. J.; Frey, R.; Embrechts, P. *Quantitative Risk Management. Concepts, Techniques and Tools.* Princeton University Press, Princeton, NJ, 2005.
- [20] Nam, H. S.; Tang, Q.; Yang, F. Characterization of upper comonotonicity via tail convex order. *Insurance Math. Econom.* 48 (2011), no. 3, 368–373.
- [21] Rao, M. M.; Ren, Z. D. *Theory of Orlicz Spaces.* Marcel Dekker, Inc., New York, 1991.
- [22] Resnick, S. I. *Extreme Values, Regular Variation, and Point Processes.* Springer-Verlag, New York, 1987.
- [23] Resnick, S. I. *Heavy-tail Phenomena. Probabilistic and Statistical Modeling.* Springer, New York, 2007.



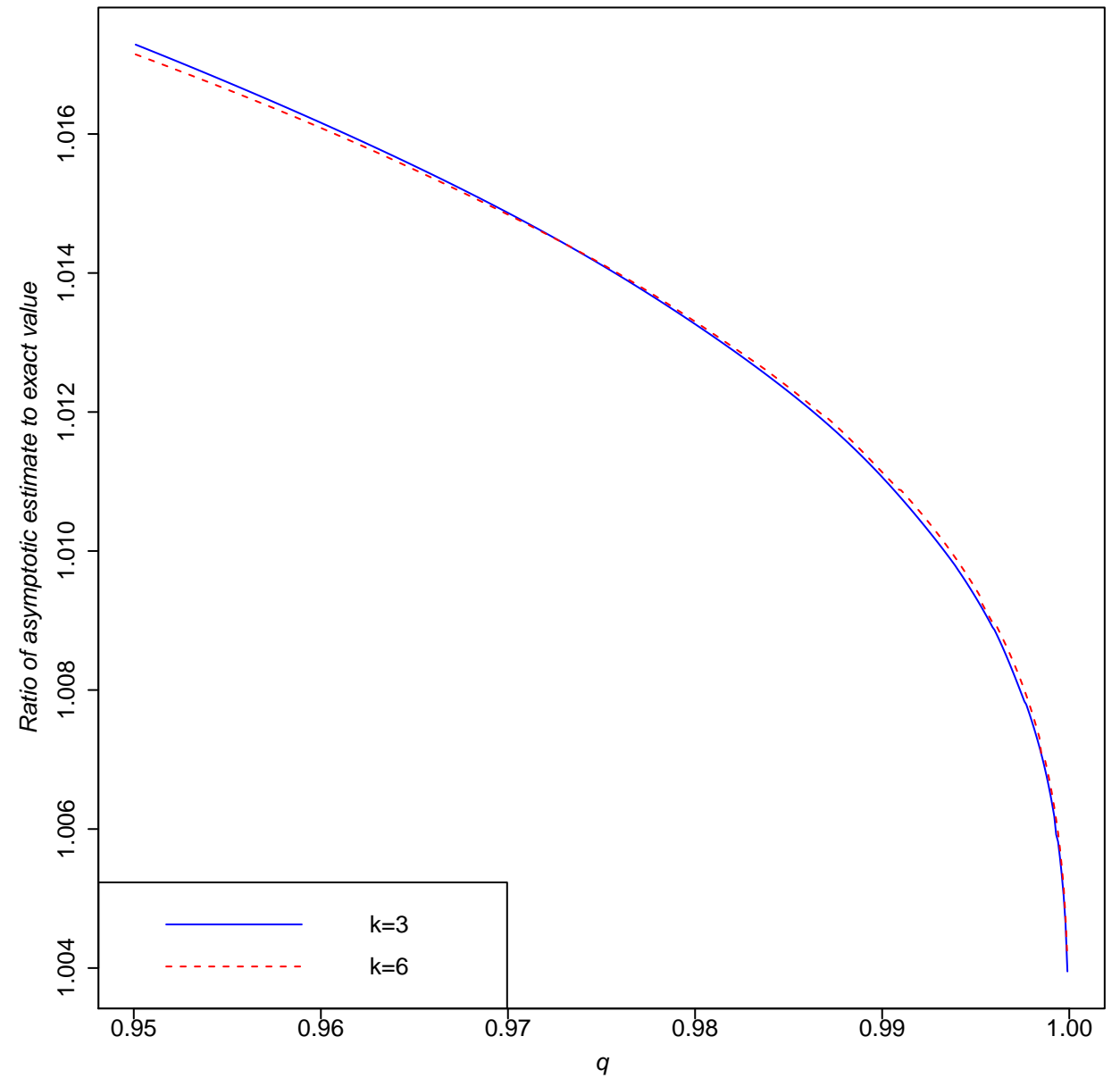
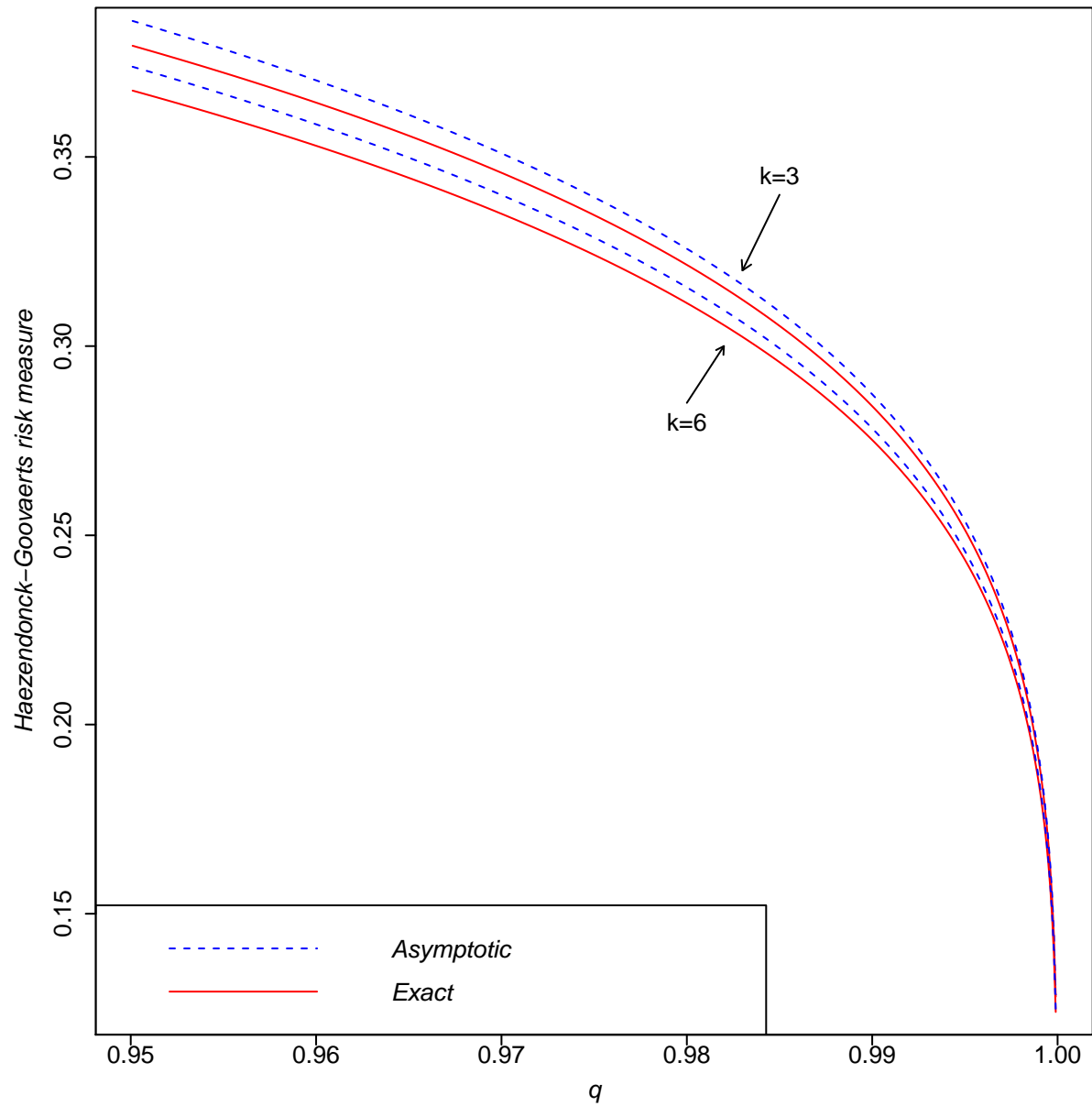
Graph 4.1 Young function with $k=1.1$ and 1.2 , and Pareto distribution with $\alpha=1.6$ and $\theta=1$



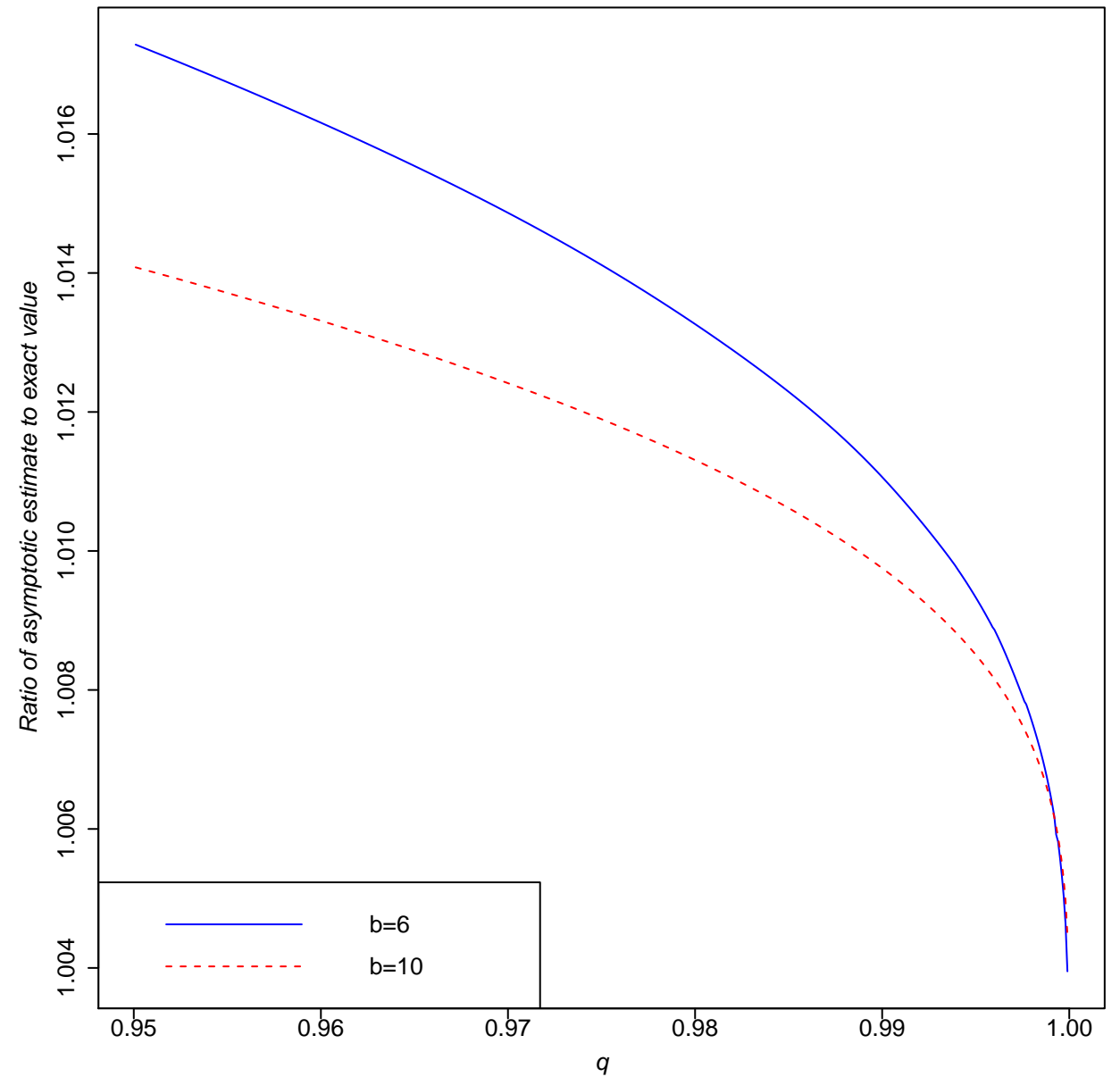
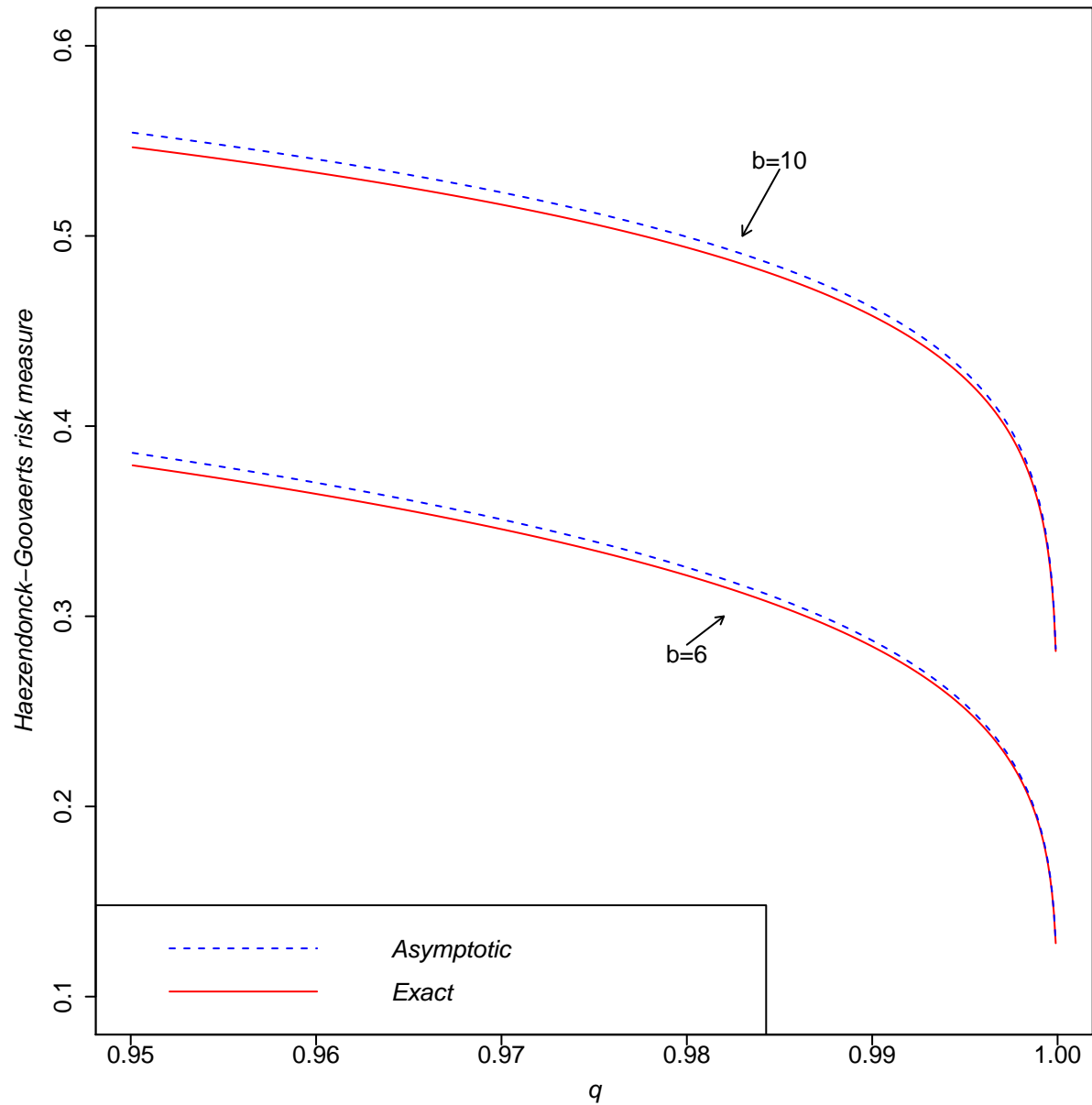
Graph 4.2 Young function with $k=1.1$, and Pareto distribution with $\alpha=1.5$ and 1.6 and $\theta=1$



Graph 5.1 Young function with $k=1.5$ and 2, and lognormal distribution with $\mu=2$ and $\sigma=0.5$



Graph 6.1 Young function with $k=3$ and 6 , and beta distribution with $a=2$ and $b=6$



Graph 6.2 Young function with $k=3$, and beta distribution with $a=2$ and $b=6$ and 10